

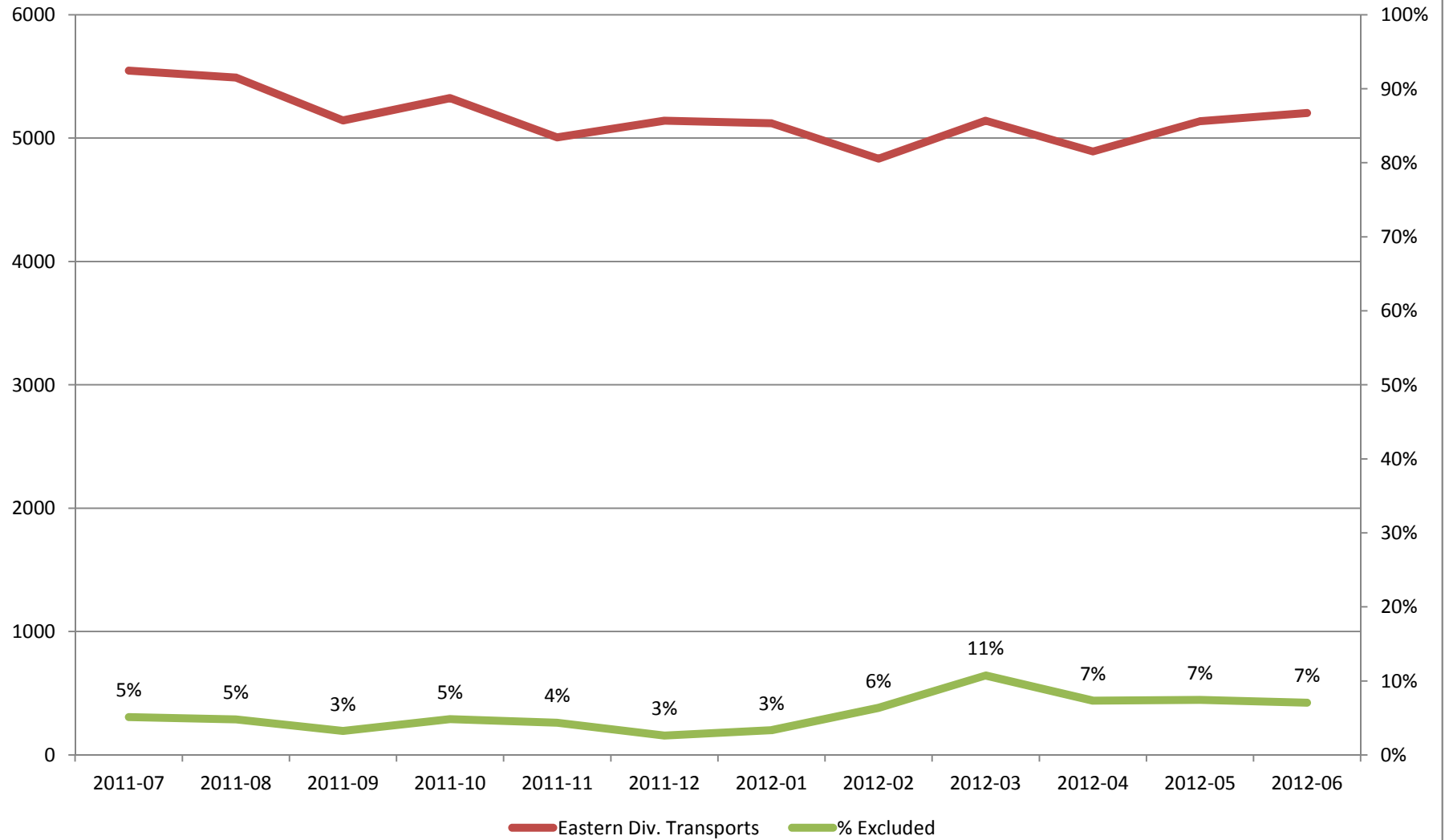
**Response Time Exclusion Summary Report**  
**Three Months ending July 2012**

	Month Priority	2012-05				2012-06				2012-07			
		1	2	3	4	1	2	3	4	1	2	3	4
<b>Eastern Division</b>													
Final Other		1				1	2	6					
Final Other Interfacility Transfer		2				2				1			
Final System Overload		181	162	24		205	148			182	124		
Final Weather		5	4	3		4					1		
<b>Eastern Exclusions Total</b>		<b>189</b>	<b>166</b>	<b>27</b>	<b>0</b>	<b>212</b>	<b>150</b>	<b>6</b>	<b>0</b>	<b>183</b>	<b>125</b>	<b>0</b>	<b>0</b>
<b>East Transports*</b>		1580	2784	763	9	1621	2799	782	2	1670	2891	782	9
<b>East Late</b>		140	54	62	1	99	31	46	0	114	41	33	0
<b>East % of Transports</b>		12%	6%	4%	0%	13%	5%	1%	0%	11%	4%	0%	0%
<b>East Compliance**</b>		91%	98%	91%	88%	93%	98%	94%	100%	93%	98%	95%	100%
<b>East Compliance W/O Exclusions**</b>		81%	92%	88%	88%	83%	93%	93%	100%	83%	94%	95%	100%
<b>Western Division</b>													
Final Other						2		1					
Final Other Interfacility Transfer		10				4				5			
Final System Overload		286	162	14		241	134	3		259	115		
Final Weather		21	9	4		8	2	1					
<b>Western Exclusions Total</b>		<b>317</b>	<b>171</b>	<b>18</b>	<b>0</b>	<b>255</b>	<b>136</b>	<b>5</b>	<b>0</b>	<b>264</b>	<b>115</b>	<b>0</b>	<b>0</b>
<b>West Transports*</b>		1943	3332	224	0	1950	3149	218	0	1991	3406	251	1
<b>West Late</b>		189	79	23	0	187	77	6	0	164	71	10	0
<b>West % of Transports</b>		16%	5%	8%	N/A	13%	4%	2%	N/A	13%	3%	0%	0%
<b>West Compliance**</b>		90%	97%	89%	N/A	90%	97%	97%	N/A	91%	97%	96%	100%
<b>West Compliance W/O Exclusions**</b>		77%	92%	83%	N/A	79%	93%	95%	N/A	81%	94%	96%	100%

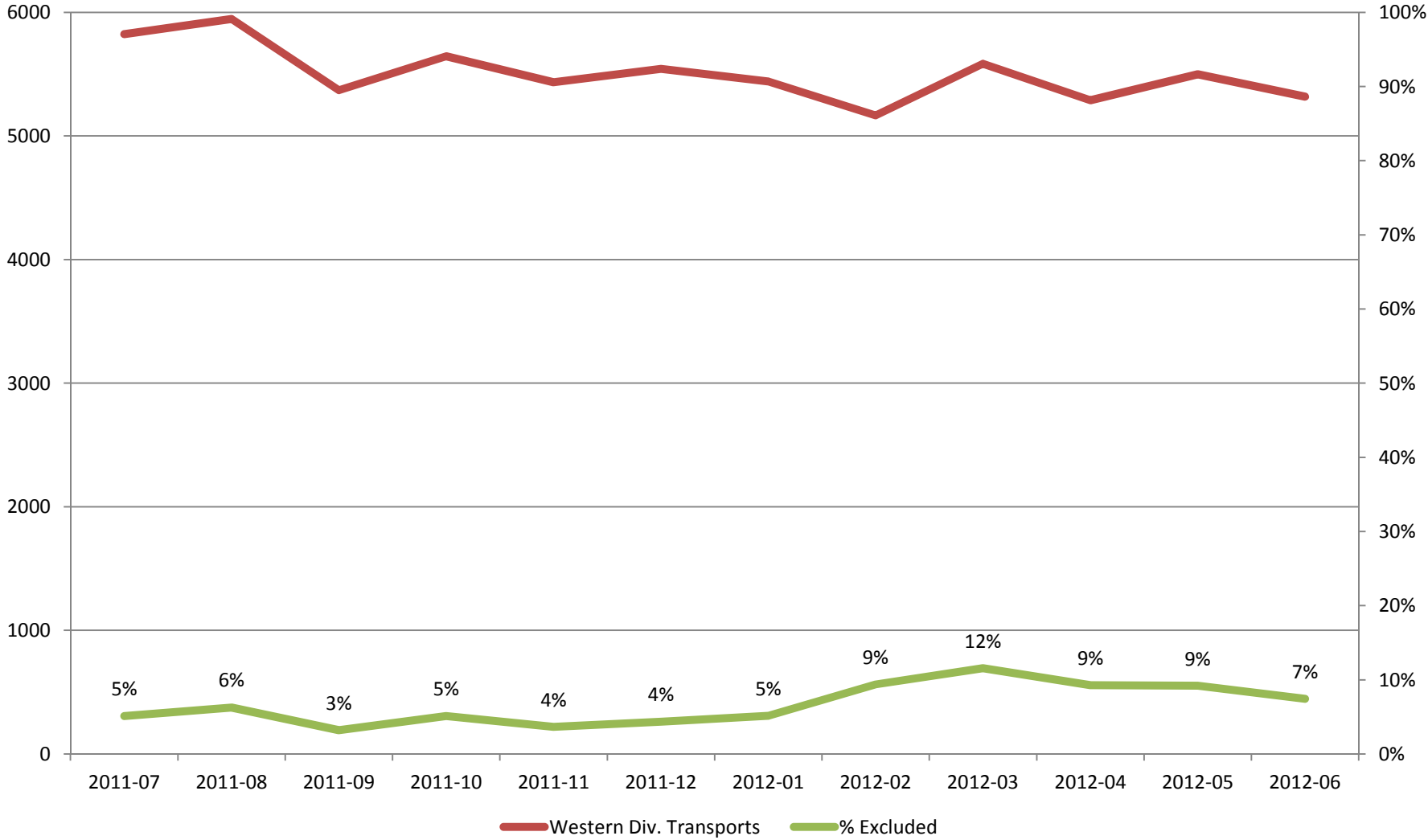
\* For the purposes of this report, transports means the number of transports that qualify for inclusion for compliance calculation purposes. Multi-unit response transports for greater than the first unit on

\*\* For the purposes of this report, beneficiary and non-beneficiary cities have been combined. Contract compliance measures them separately.

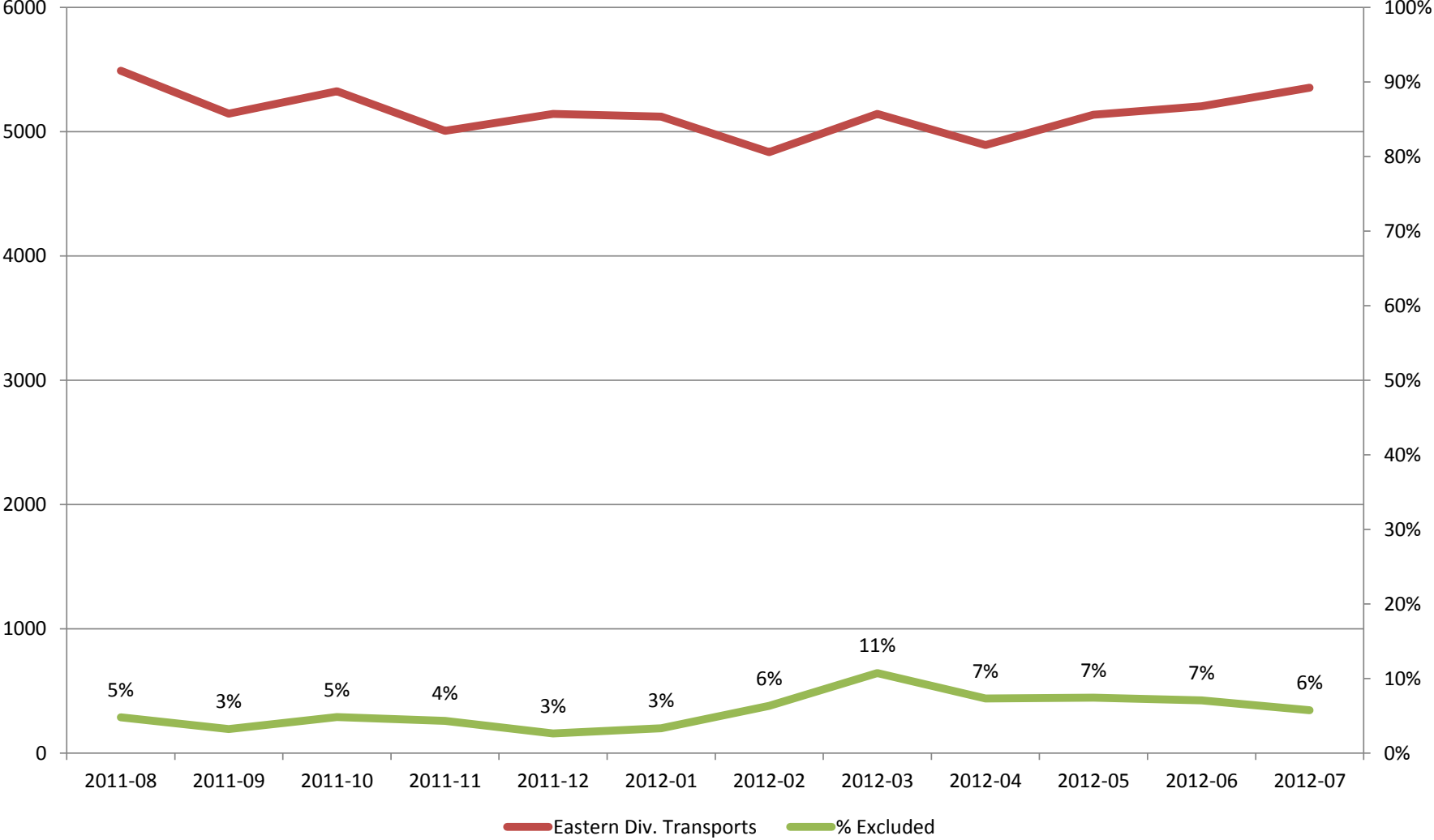
## Eastern Division Response Time Exclusions 12 Months ending June, 2012



# Western Division Response Time Exclusions 12 Months ending June, 2012



# Eastern Division Response Time Exclusions 12 Months ending July, 2012



## Western Division Response Time Exclusions 12 Months ending July, 2012

