

# Compliance Summary

From February 01, 2015 to February 28, 2015

## Eastern Division

### Overall Compliance

	Priority 1			Priority 2			Priority 3			Priority 4		
	Inc.	Late	%	Inc.	Late	%	Inc.	Late	%	Inc.	Late	%
Tulsa 1	423	31	92%	893	12	98%	310	23	92%	4	1	75%
Tulsa 2	362	31	91%	713	10	98%	8	0	100%	0	0	N/A
Tulsa 3	493	36	92%	1,073	20	98%	325	30	90%	4	0	100%
<b>Tulsa Total</b>	<b>1,278</b>	<b>98</b>	<b>92%</b>	<b>2,679</b>	<b>42</b>	<b>98%</b>	<b>643</b>	<b>53</b>	<b>91%</b>	<b>8</b>	<b>1</b>	<b>87%</b>
<b>Sand Springs</b>	<b>54</b>	<b>15</b>		<b>105</b>	<b>5</b>	<b>87%</b>	<b>0</b>	<b>0</b>	<b>N/A</b>	<b>0</b>	<b>0</b>	<b>N/A</b>
<b>Jenks</b>	<b>23</b>	<b>3</b>		<b>41</b>	<b>2</b>	<b>92%</b>	<b>0</b>	<b>0</b>	<b>N/A</b>	<b>0</b>	<b>0</b>	<b>N/A</b>
<b>Bixby</b>	<b>26</b>	<b>3</b>		<b>52</b>	<b>2</b>	<b>93%</b>	<b>0</b>	<b>0</b>	<b>N/A</b>	<b>3</b>	<b>0</b>	<b>100%</b>
<b>Total Non-Beneficiary</b>	<b>103</b>	<b>21</b>		<b>198</b>	<b>9</b>	<b>90%</b>	<b>0</b>	<b>0</b>	<b>N/A</b>	<b>3</b>	<b>0</b>	<b>100%</b>

**Average Response Time Priority 1 & 2**

**Received to On Scene: 9:50**

**Dispatched to On Scene: 9:06**

The beneficiary city of Tulsa must be above 90% each month. In the suburbs of Sand Springs, Jenks and Bixby, the total of Priority 1 and Priority 2 incidents are combined to get the compliance percentile each month. Each suburban city must be above 75% each month, and combined they must be over 90 %. Percentage figures above are rounded down as per the RFP.

# Compliance Summary

From February 01, 2015 to February 28, 2015

## Western Division Overall Compliance

	Priority 1			Priority 2			Priority 3			Priority 4		
	Inc.	Late	%	Inc.	Late	%	Inc.	Late	%	Inc.	Late	%
Oklahoma City 1	818	53	93%	1,552	24	98%	189	12	93%	1	0	100%
Oklahoma City 2	862	80	90%	1,299	17	98%	172	14	91%	2	0	100%
Edmond	135	22	83%	191	10	94%	38	4	89%	1	0	100%
<b>Total OKC &amp; Edmond</b>	<b>1,815</b>	<b>155</b>	<b>91%</b>	<b>3,042</b>	<b>51</b>	<b>98%</b>	<b>399</b>	<b>30</b>	<b>92%</b>	<b>4</b>	<b>0</b>	<b>100%</b>
Warr Acres	36	5		39	1	92%	0	0	N/A	0	0	N/A
Bethany	56	12		85	2	90%	1	0	100%	0	0	N/A
Mustang	37	9		52	1	88%	10	0	100%	0	0	N/A
The Village	16	1		44	0	98%	0	0	N/A	0	0	N/A
Nichols Hills	3	0		6	0	100%	0	0	N/A	0	0	N/A
Yukon	52	9		79	1	92%	58	5	91%	0	0	N/A
<b>Total Non-Beneficiary</b>	<b>200</b>	<b>36</b>		<b>305</b>	<b>5</b>	<b>91%</b>	<b>69</b>	<b>5</b>	<b>92%</b>	<b>0</b>	<b>0</b>	<b>N/A</b>
Piedmont	6			3			0			0		

Average Response Time Priority 1 & 2

Received to On Scene: 9:46

Dispatched to On Scene: 9:18

The beneficiary cities of Oklahoma City and Edmond must be above 90% each month. In the suburbs of Warr Acres, Bethany, Mustang, The Village, Nichols Hills, and Yukon, the total of Priority 1 and Priority 2 incidents are combined to get the compliance percentile each month. Each suburban city must be above 75% each month, and combined they must be over 90%. Percentage figures above are rounded down as per the RFP.

**Compliance Summary**  
**February 01,2015 Year to February 28,2015**

**Eastern Division**  
**Non-discrimination**

	Priority 1		
	Inc.	Late	%
<b>District 1</b>	423	31	92%
<b>District 2</b>	362	31	91%
<b>District 3</b>	493	36	92%

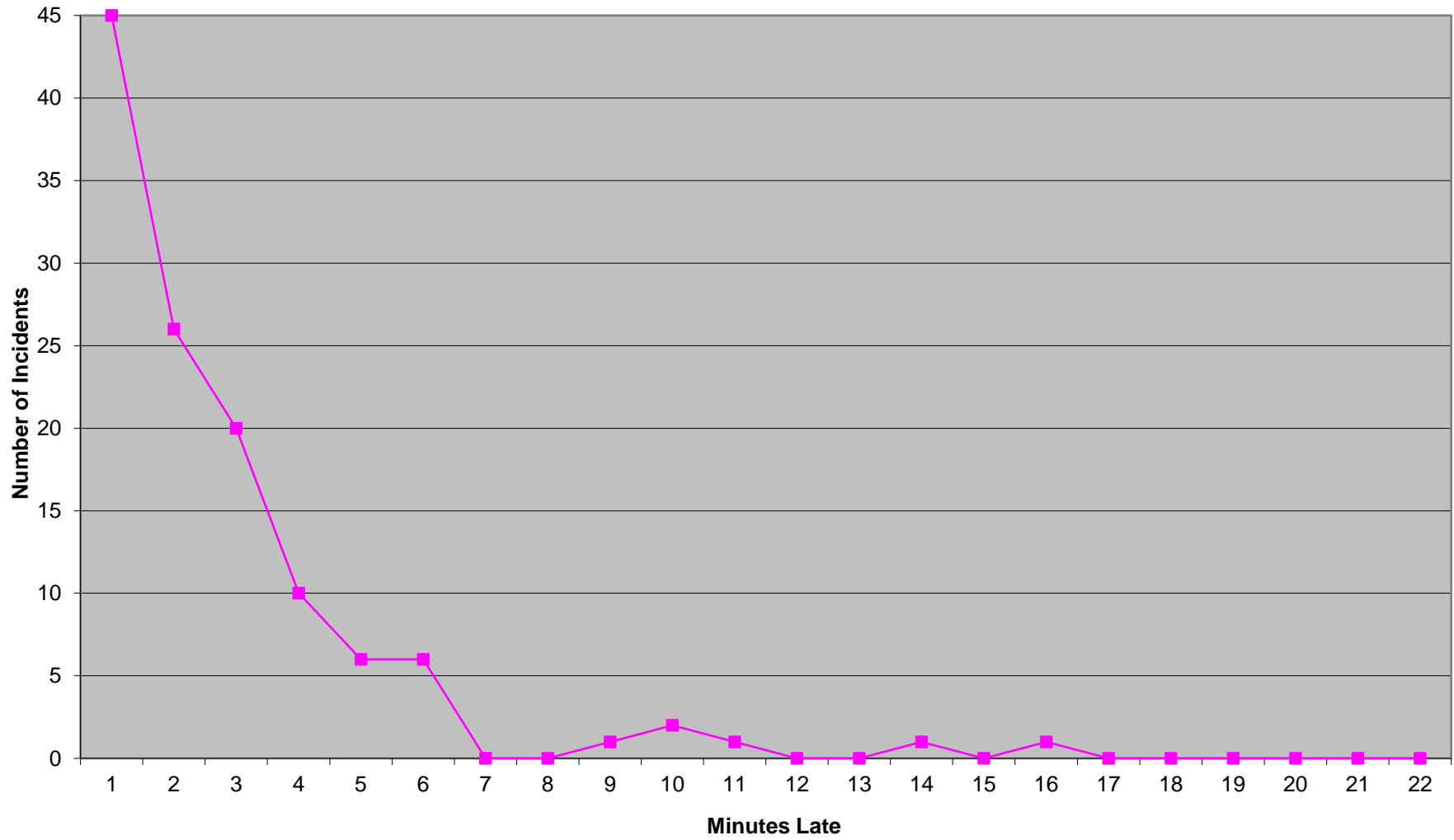
Each district within the Beneficiary City of Tulsa must be individually above 75% on Priority 1 transports (with a minimum of 100 incidents in each for measurement). Percentage figures above are rounded down as per the RFP.

**Western Division**  
**Non-discrimination**

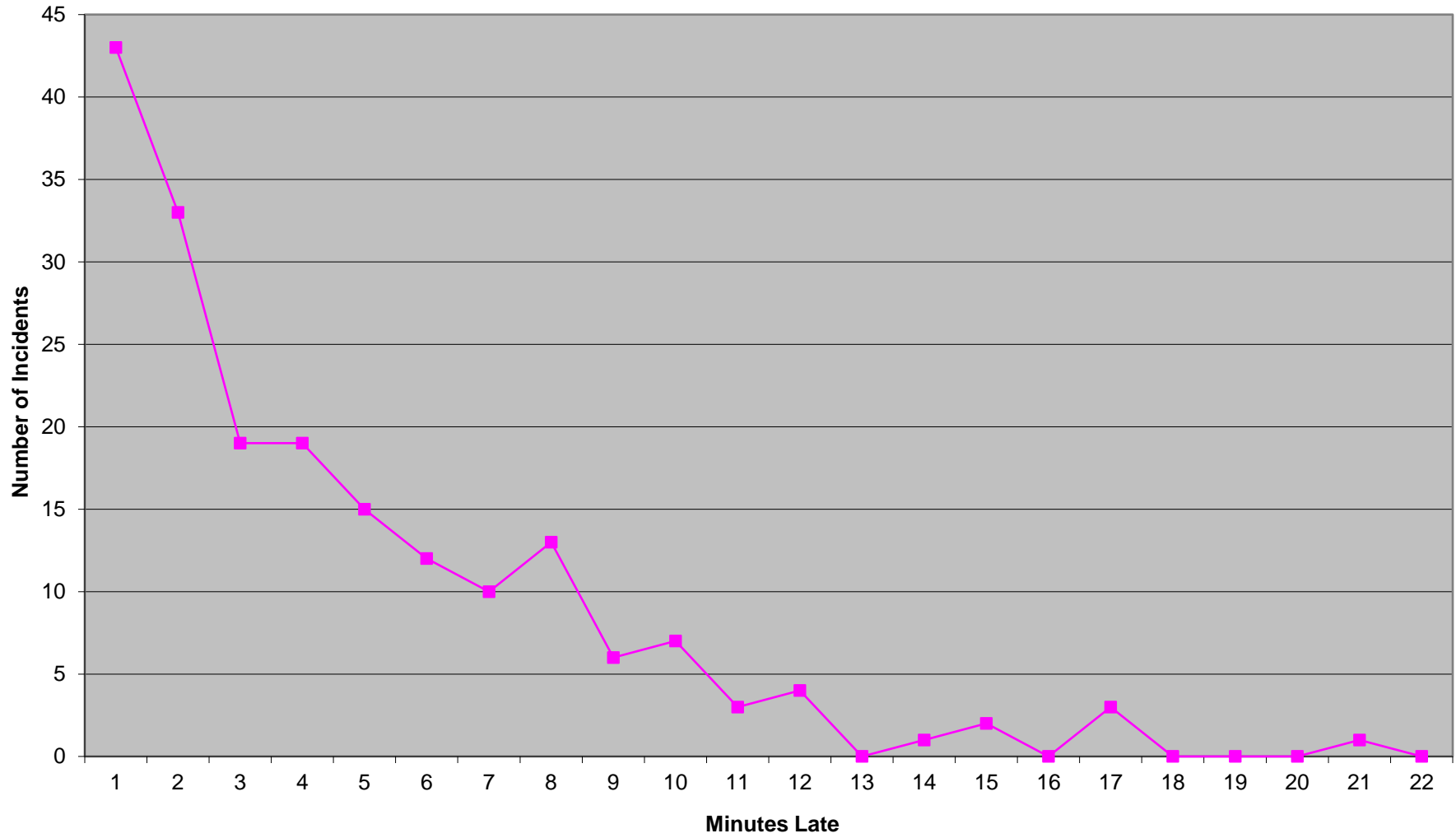
	Priority 1		
	Inc.	Late	%
<b>District 1</b>	818	53	93%
<b>District 2</b>	857	75	91%
<b>Edmond</b>	133	20	84%

Each district of the Western Division must be individually above 75% on Priority 1 transports (with a minimum of 100 incidents in each for measurement). Percentage figures above are rounded down as per the RFP.

**Eastern Division Priority 1 Late Calls  
February 2015**



### Western Division Priority 1 Late Calls February 2015



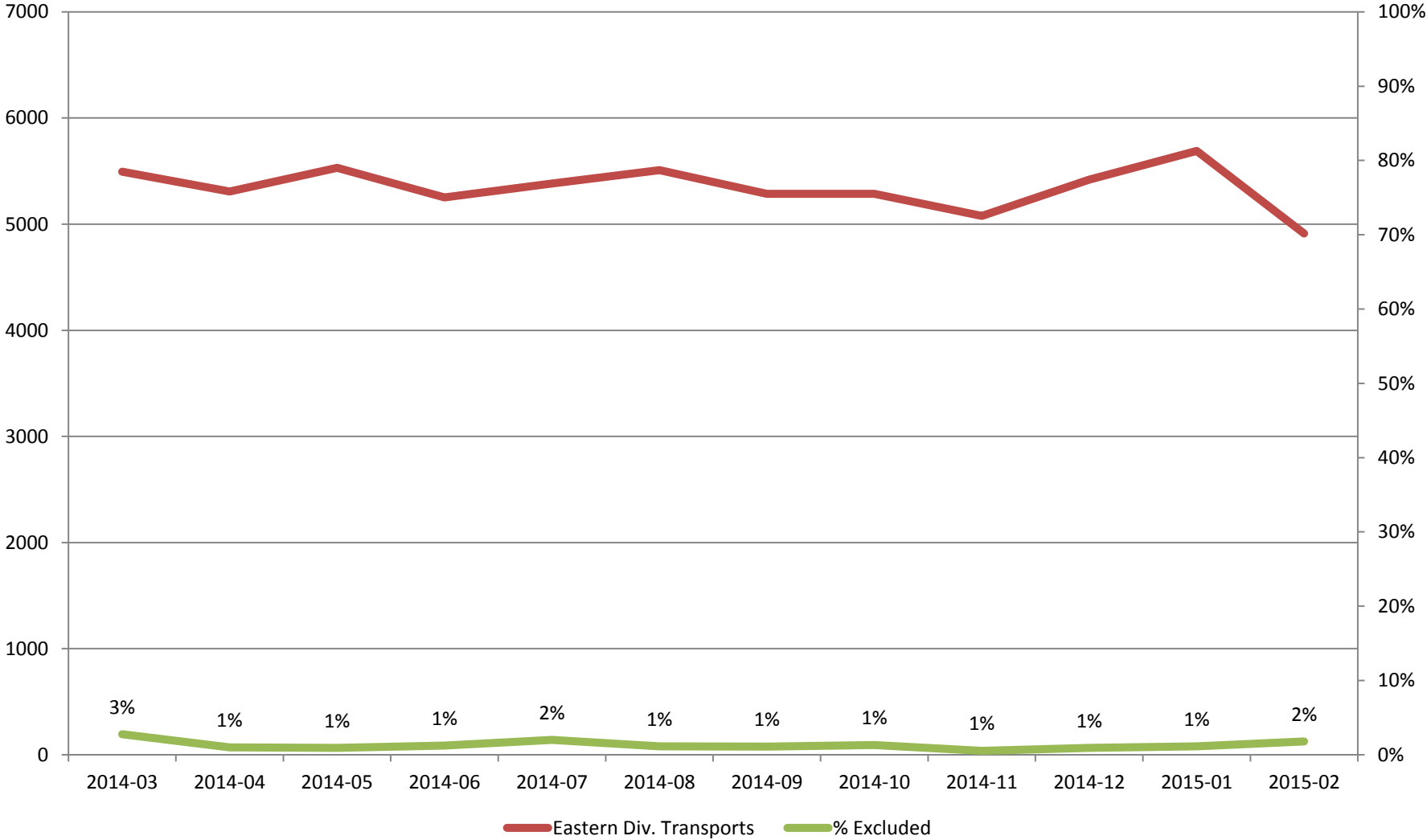
**Response Time Exclusion Summary Report**  
**Three Months ending February, 2015**

	Month Priority	2014-12				2015-01				2015-02			
		1	2	3	4	1	2	3	4	1	2	3	4
<b>Eastern Division</b>													
Final Other		2				2	1			2			
Final Other Declared Disaster													
Final Other Interfacility Transfer													
Final System Overload		15	11	4		30	18	10		14	8	6	
Final Weather		8	5	5		3				40	12	6	
<b>Eastern Exclusions Total</b>		<b>25</b>	<b>16</b>	<b>9</b>	<b>0</b>	<b>35</b>	<b>19</b>	<b>10</b>	<b>0</b>	<b>56</b>	<b>20</b>	<b>12</b>	<b>0</b>
<b>East Transports*</b>		1597	3096	710	15	1643	3304	725	18	1381	2877	643	11
<b>East Late</b>		101	37	57	3	122	74	45	1	119	51	53	1
<b>East % of Transports</b>		2%	1%	1%	0%	2%	1%	1%	0%	4%	1%	2%	0%
<b>East Compliance**</b>		93%	98%	91%	80%	92%	97%	93%	94%	91%	98%	91%	90%
<b>East Compliance W/O Exclusions**</b>		92%	98%	90%	80%	90%	97%	92%	94%	87%	97%	90%	90%
<hr/>													
	Month Priority	2014-12				2015-01				2015-02			
		1	2	3	4	1	2	3	4	1	2	3	4
<b>Western Division</b>													
Final Other						3							
Final Other Declared Disaster													
Final Other Interfacility Transfer													
Final System Overload		62	20	4		78	36	6		77	36	8	
Final Weather		69	14	11		41	11	4		69	18	6	
<b>Western Exclusions Total</b>		<b>131</b>	<b>34</b>	<b>15</b>	<b>0</b>	<b>122</b>	<b>47</b>	<b>10</b>	<b>0</b>	<b>146</b>	<b>54</b>	<b>14</b>	<b>0</b>
<b>West Transports*</b>		2264	3515	524	8	2450	3693	486	2	2015	3347	468	4
<b>West Late</b>		253	80	48	0	269	116	50	1	191	56	35	0
<b>West % of Transports</b>		6%	1%	3%	0%	5%	1%	2%	0%	7%	2%	3%	0%
<b>West Compliance**</b>		88%	97%	90%	100%	89%	96%	89%	50%	90%	98%	92%	100%
<b>West Compliance W/O Exclusions**</b>		83%	96%	88%	100%	84%	95%	87%	50%	84%	96%	89%	100%

\* For the purposes of this report, transports means the number of transports that qualify for inclusion for compliance calculation purposes. Multi-unit response transports for greater than the first unit on

\*\* For the purposes of this report, beneficiary and non-beneficiary cities have been combined. Contract compliance measures them separately.

# Eastern Division Response Time Exclusions Twelve Months ending February, 2015



## Western Division Response Time Exclusions Twelve Months ending February, 2015

