

# Compliance Summary

June 2012

Eastern Division

Overall Compliance

	Priority 1			Priority 2			Priority 3			Priority 4		
	Inc.	Late	%	Inc.	Late	%	Inc.	Late	%	Inc.	Late	%
Tulsa 1	490	26	94%	827	10	98%	404	26	93%	1	0	100%
Tulsa 2	390	26	93%	705	7	99%	9	0	100%	0	0	N/A
Tulsa 3	600	40	93%	1,070	7	99%	368	20	94%	1	0	100%
<b>Tulsa Total</b>	<b>1,480</b>	<b>92</b>	<b>93%</b>	<b>2,602</b>	<b>24</b>	<b>99%</b>	<b>781</b>	<b>46</b>	<b>94%</b>	<b>2</b>	<b>0</b>	<b>100%</b>
<b>Sand Springs</b>	<b>76</b>	<b>3</b>		<b>104</b>	<b>4</b>	<b>96%</b>	<b>0</b>	<b>0</b>	<b>N/A</b>	<b>0</b>	<b>0</b>	<b>N/A</b>
<b>Jenks</b>	<b>31</b>	<b>4</b>		<b>29</b>	<b>2</b>	<b>90%</b>	<b>0</b>	<b>0</b>	<b>N/A</b>	<b>0</b>	<b>0</b>	<b>N/A</b>
<b>Bixby</b>	<b>34</b>	<b>0</b>		<b>64</b>	<b>1</b>	<b>98%</b>	<b>1</b>	<b>0</b>	<b>100%</b>	<b>0</b>	<b>0</b>	<b>N/A</b>
<b>Total Non-Beneficiary</b>	<b>141</b>	<b>7</b>		<b>197</b>	<b>7</b>	<b>95%</b>	<b>1</b>	<b>0</b>	<b>100%</b>	<b>0</b>	<b>0</b>	<b>N/A</b>

Average Response Time Priority 1 & 2

Received to On Scene: 6:29

Dispatched to On Scene: 5:58

The beneficiary city of Tulsa must be above 90% each month. In the suburbs of Sand Springs, Jenks and Bixby, the total of Priority 1 and Priority 2 incidents are combined to get the compliance percentile each month. Each suburban city must be above 75% each month, and combined they must be over 90 %. Percentage figures above are rounded down as per the RFP.

# Compliance Summary

June 2012

## Western Division

### Overall Compliance

	Priority 1			Priority 2			Priority 3			Priority 4		
	Inc.	Late	%	Inc.	Late	%	Inc.	Late	%	Inc.	Late	%
Oklahoma City 1	778	63	91%	1,448	31	97%	92	3	96%	0	0	N/A
Oklahoma City 2	831	75	90%	1,290	33	97%	87	1	98%	0	0	N/A
Edmond	126	19	84%	151	4	97%	21	1	95%	0	0	N/A
<b>Total OKC &amp; Edmond</b>	<b>1,735</b>	<b>157</b>	<b>90%</b>	<b>2,889</b>	<b>68</b>	<b>97%</b>	<b>200</b>	<b>5</b>	<b>97%</b>	<b>0</b>	<b>0</b>	<b>N/A</b>
Warr Acres	30	2		30	1	95%	0	0	N/A	0	0	N/A
Bethany	70	17		88	2	87%	2	0	100%	0	0	N/A
Mustang	30	4		33	1	92%	0	0	N/A	0	0	N/A
The Village	28	2		51	0	97%	0	0	N/A	0	0	N/A
Nichols Hills	2	0		8	0	100%	0	0	N/A	0	0	N/A
Yukon	55	5		50	5	90%	16	1	93%	0	0	N/A
<b>Total Non-Beneficiary</b>	<b>215</b>	<b>30</b>		<b>260</b>	<b>9</b>	<b>91%</b>	<b>18</b>	<b>1</b>	<b>94%</b>	<b>0</b>	<b>0</b>	<b>N/A</b>
Piedmont	3			5			0			0		

Average Response Time Priority 1 & 2

Received to On Scene: 5:52

Dispatched to On Scene: 6:05

The beneficiary cities of Oklahoma City and Edmond must be above 90% each month. In the suburbs of Warr Acres, Bethany, Mustang, The Village, Nichols Hills, and Yukon, the total of Priority 1 and Priority 2 incidents are combined to get the compliance percentile each month. Each suburban city must be above 75% each month, and combined they must be over 90%. Percentage figures above are rounded down as per the RFP.

# Compliance Summary

June 2012

## Eastern Division Non-discrimination

	Priority 1		
	Inc.	Late	%
District 1	490	26	94%
District 2	390	26	93%
District 3	600	40	93%

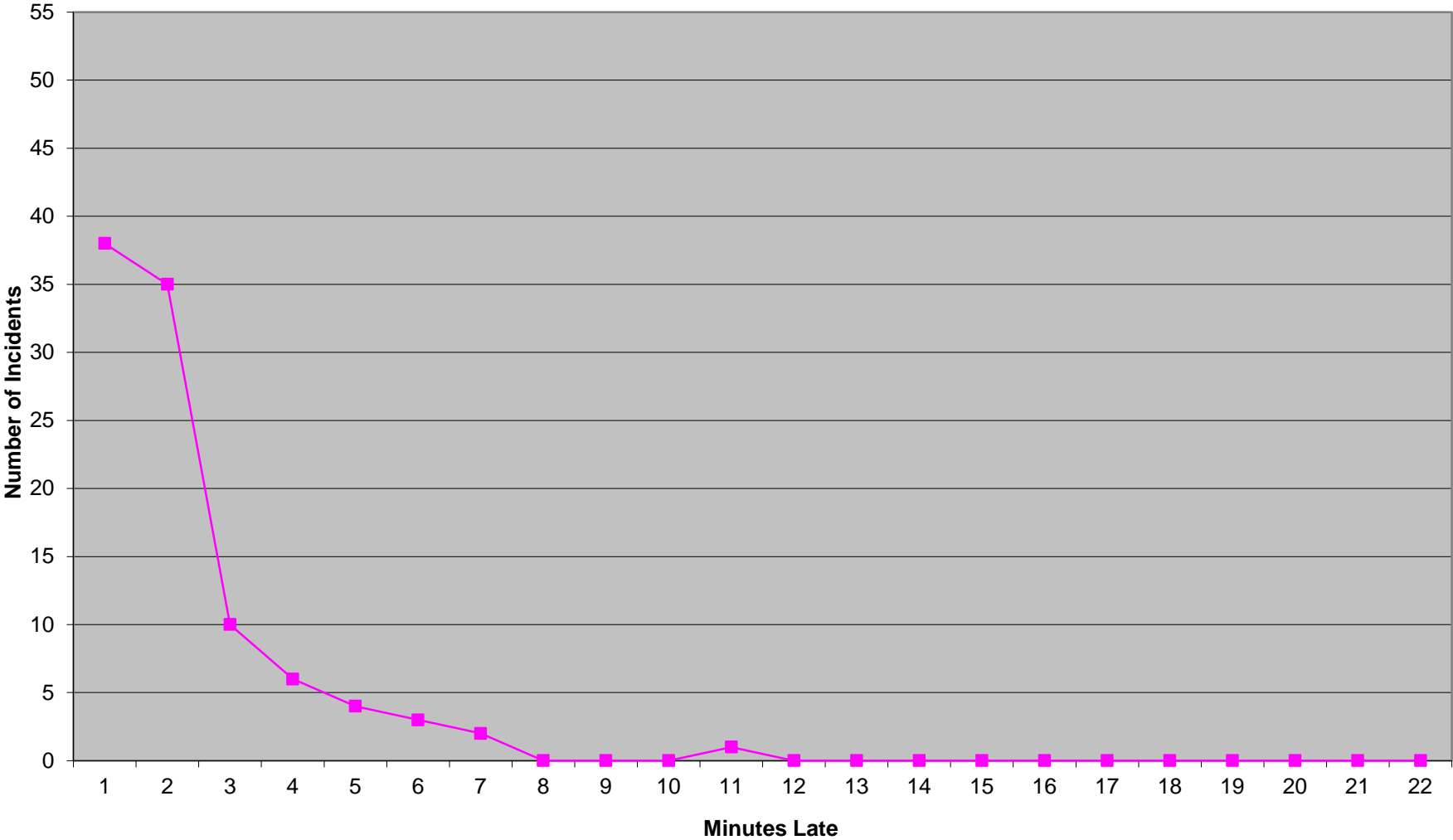
Each district within the Beneficiary City of Tulsa must be individually above 75% on Priority 1 transports (with a minimum of 100 incidents in each for measurement). Percentage figures above are rounded down as per the RFP.

## Western Division Non-discrimination

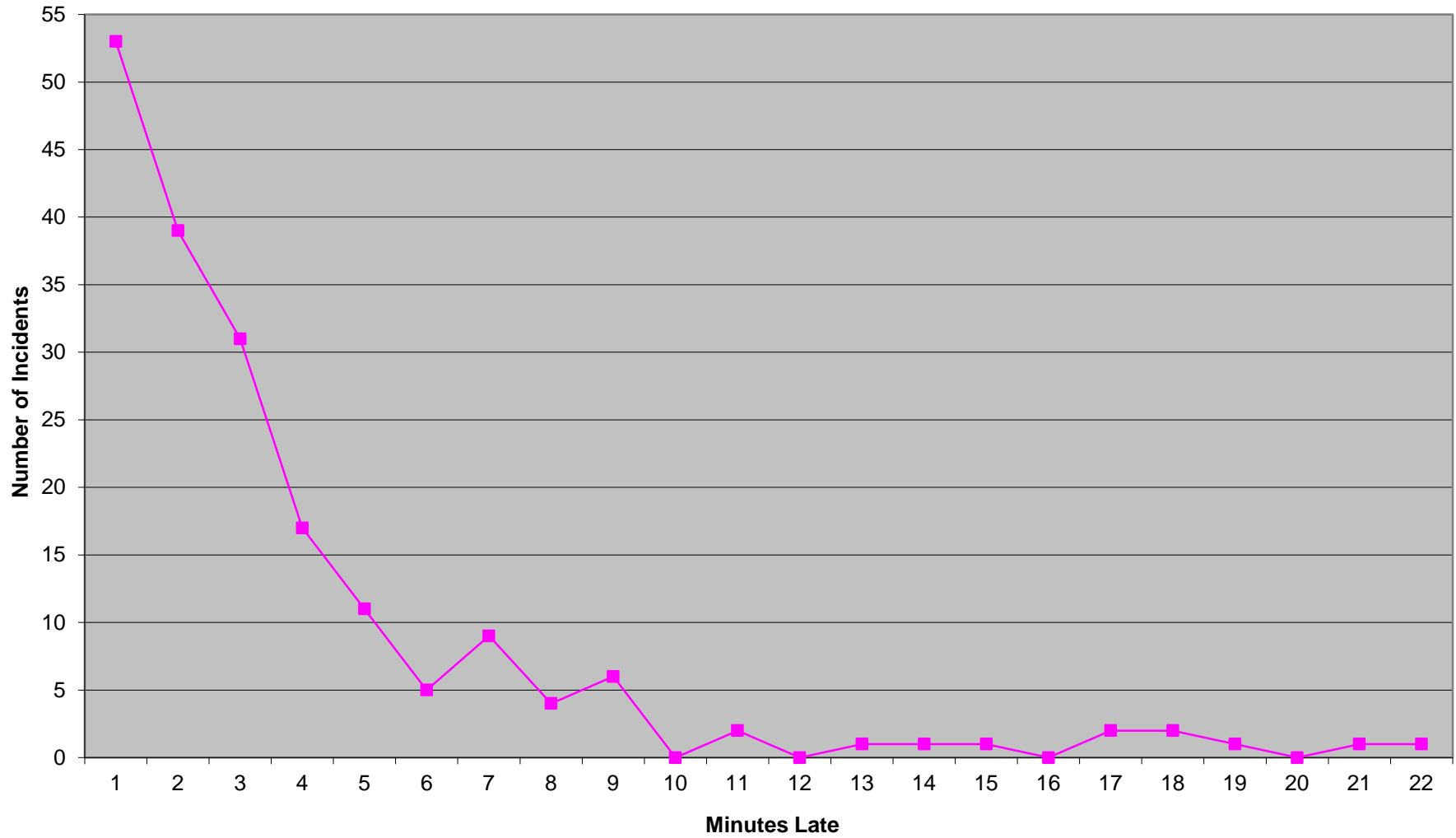
	Priority 1		
	Inc.	Late	%
District 1	778	63	91%
District 2	831	75	90%
Edmond	126	19	84%

Each district of the Western Division must be individually above 75% on Priority 1 transports (with a minimum of 100 incidents in each for measurement). Percentage figures above are rounded down as per the RFP.

**Eastern Division Priority 1 Late Calls  
June 2012**



### Western Division Priority 1 Late Calls June 2012



# Compliance Summary

July 2012

Eastern Division

Overall Compliance

	Priority 1			Priority 2			Priority 3			Priority 4		
	Inc.	Late	%	Inc.	Late	%	Inc.	Late	%	Inc.	Late	%
Tulsa 1	540	40	92%	905	11	98%	405	12	97%	6	0	100%
Tulsa 2	418	32	92%	771	8	98%	10	0	100%	0	0	N/A
Tulsa 3	570	37	93%	1,002	15	98%	367	21	94%	3	1	66%
<b>Tulsa Total</b>	<b>1,528</b>	<b>109</b>	<b>92%</b>	<b>2,678</b>	<b>34</b>	<b>98%</b>	<b>782</b>	<b>33</b>	<b>95%</b>	<b>9</b>	<b>1</b>	<b>88%</b>
<b>Sand Springs</b>	<b>65</b>	<b>4</b>		<b>103</b>	<b>4</b>	<b>95%</b>	<b>0</b>	<b>0</b>	<b>N/A</b>	<b>0</b>	<b>0</b>	<b>N/A</b>
<b>Jenks</b>	<b>28</b>	<b>1</b>		<b>43</b>	<b>0</b>	<b>98%</b>	<b>0</b>	<b>0</b>	<b>N/A</b>	<b>0</b>	<b>0</b>	<b>N/A</b>
<b>Bixby</b>	<b>49</b>	<b>0</b>		<b>67</b>	<b>3</b>	<b>97%</b>	<b>0</b>	<b>0</b>	<b>N/A</b>	<b>0</b>	<b>0</b>	<b>N/A</b>
<b>Total Non-Beneficiary</b>	<b>142</b>	<b>5</b>		<b>213</b>	<b>7</b>	<b>96%</b>	<b>0</b>	<b>0</b>	<b>N/A</b>	<b>0</b>	<b>0</b>	<b>N/A</b>

Average Response Time Priority 1 & 2

Received to On Scene: 6:24

Dispatched to On Scene: 5:55

The beneficiary city of Tulsa must be above 90% each month. In the suburbs of Sand Springs, Jenks and Bixby, the total of Priority 1 and Priority 2 incidents are combined to get the compliance percentile each month. Each suburban city must be above 75% each month, and combined they must be over 90 %. Percentage figures above are rounded down as per the RFP.

# Compliance Summary

July 2012

Western Division

Overall Compliance

	Priority 1			Priority 2			Priority 3			Priority 4		
	Inc.	Late	%	Inc.	Late	%	Inc.	Late	%	Inc.	Late	%
Oklahoma City 1	868	71	91%	1,574	36	97%	100	2	98%	0	0	N/A
Oklahoma City 2	780	66	91%	1,342	26	98%	98	5	94%	1	0	100%
Edmond	136	9	93%	192	8	95%	31	1	96%	0	0	N/A
<b>Total OKC &amp; Edmond</b>	<b>1,784</b>	<b>146</b>	<b>91%</b>	<b>3,108</b>	<b>70</b>	<b>97%</b>	<b>229</b>	<b>8</b>	<b>96%</b>	<b>1</b>	<b>0</b>	<b>100%</b>
Warr Acres	28	0		40	0	100%	0	0	N/A	0	0	N/A
Bethany	74	4		90	0	97%	0	0	N/A	0	0	N/A
Mustang	27	4		42	1	92%	0	0	N/A	0	0	N/A
The Village	25	2		50	0	97%	0	0	N/A	0	0	N/A
Nichols Hills	2	0		8	0	100%	0	0	N/A	0	0	N/A
Yukon	51	8		68	0	93%	22	2	90%	0	0	N/A
<b>Total Non-Beneficiary</b>	<b>207</b>	<b>18</b>		<b>298</b>	<b>1</b>	<b>96%</b>	<b>22</b>	<b>2</b>	<b>90%</b>	<b>0</b>	<b>0</b>	<b>N/A</b>
Piedmont	4			3			0			0		

Average Response Time Priority 1 & 2

Received to On Scene: 6:27

Dispatched to On Scene: 6:01

The beneficiary cities of Oklahoma City and Edmond must be above 90% each month. In the suburbs of Warr Acres, Bethany, Mustang, The Village, Nichols Hills, and Yukon, the total of Priority 1 and Priority 2 incidents are combined to get the compliance percentile each month. Each suburban city must be above 75% each month, and combined they must be over 90%. Percentage figures above are rounded down as per the RFP.

# Compliance Summary

July 2012

## Eastern Division Non-discrimination

	Priority 1		
	Inc.	Late	%
<b>District 1</b>	540	40	92%
<b>District 2</b>	418	32	92%
<b>District 3</b>	570	37	93%

Each district within the Beneficiary City of Tulsa must be individually above 75% on Priority 1 transports (with a minimum of 100 incidents in each for measurement). Percentage figures above are rounded down as per the RFP.

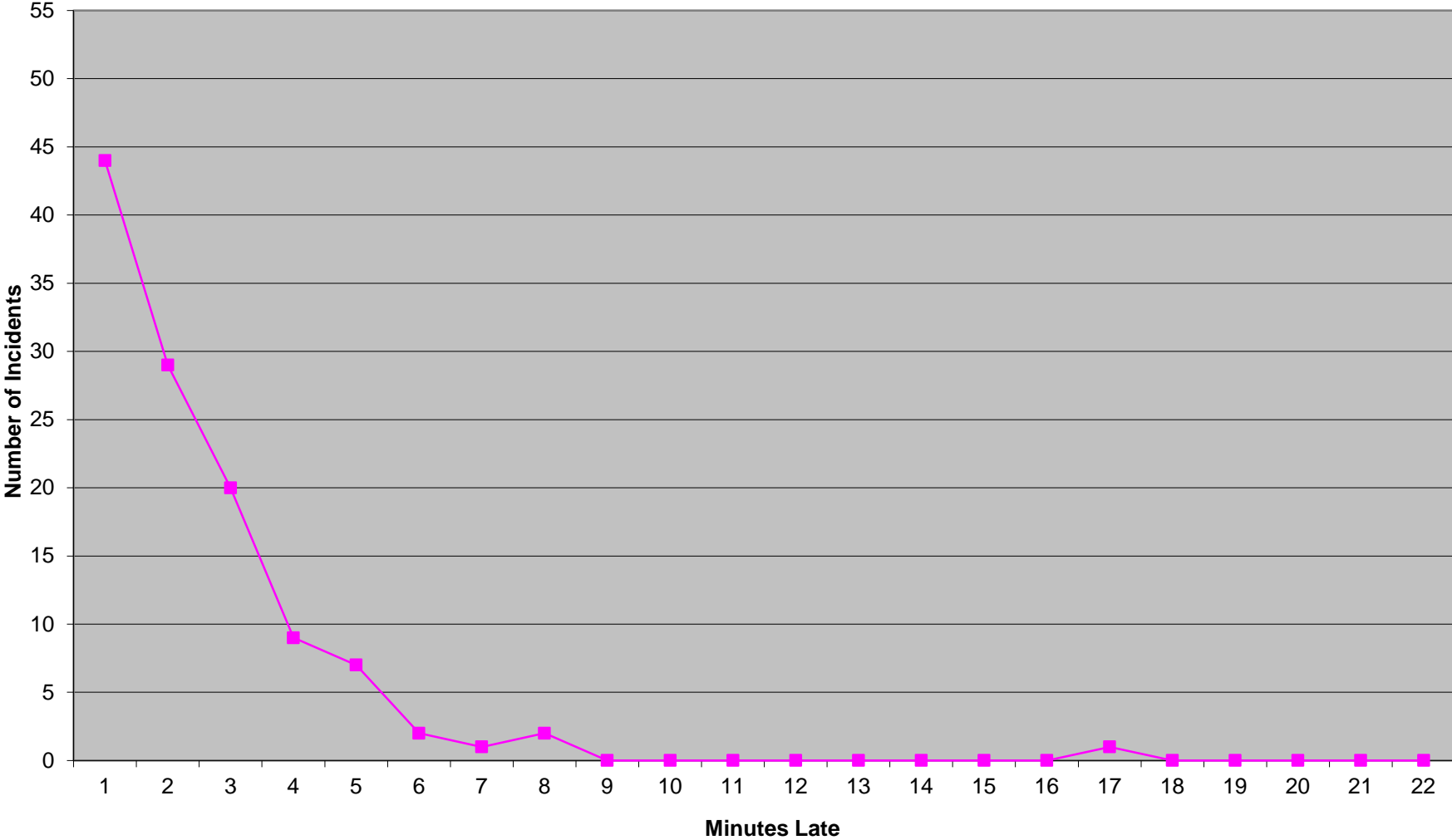
## Western Division Non-discrimination

	Priority 1		
	Inc.	Late	%
<b>District 1</b>	868	71	91%
<b>District 2</b>	780	66	91%
<b>Edmond</b>	136	9	93%

Each district of the Western Division must be individually above 75% on Priority 1 transports (with a minimum of 100 incidents in each for measurement). Percentage figures above are rounded down as per the RFP.



**Eastern Division Priority 1 Late Calls  
July 2012**



### Western Division Priority 1 Late Calls July 2012

