

# EMSA



**“To serve our communities’ pre-hospital needs through value-driven, compassionate, and clinically superior care.”**

# Financial Update

## April 2023

*Lora Conger*  
*Chief Financial Officer*



**“To serve our communities’ pre-hospital needs through value-driven, compassionate, and clinically superior care.”**

# EMSA FY23 Income Statement

	<u>Year to date as of Apr-2023</u>		
	<u>Actuals</u>	<u>Budget 2023</u>	<u>Variance</u>
<b>Revenue</b>			
Patient Revenue	217,815,419	214,578,759	3,236,660
Contractuals & Deductions	(147,605,438)	(150,265,637)	2,660,199
<b>Total Net Patient Revenue</b>	<b>70,209,981</b>	<b>64,313,122</b>	<b>5,896,859</b>
<i>Realization Rate</i>	<i>32.2%</i>	<i>30.0%</i>	
Other Operating Revenue	15,984,456	16,129,326	(144,870)
<b>Total Revenue</b>	<b>86,194,437</b>	<b>80,442,448</b>	<b>5,751,989</b>
<b>Total Operating Expense</b>	<b>75,052,610</b>	<b>73,095,043</b>	<b>(1,957,567)</b>
Net Non-Operating	2,130,773	2,198,539	81,795
<b>Net Income</b>	<b>9,011,054</b>	<b>5,148,866</b>	<b>3,862,188,</b>



**“To serve our communities’ pre-hospital needs through value-driven, compassionate, and clinically superior care.”**

# EMSA FY23 Operating Expenses

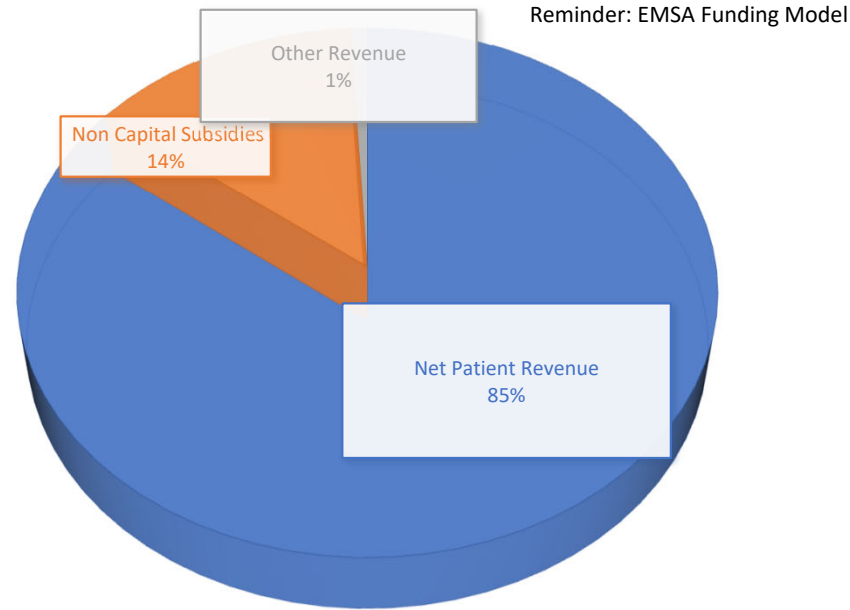
	Year to date as of Apr-2023		
	Actuals	Budget 2023	Variance
<b>Operating Expense:</b>			
Salary & Wages	48,121,829	46,901,123	(1,220,706)
Benefits	8,248,447	8,212,859	(35,588)
Professional & Contracted Services	2,993,882	2,649,311	(344,571)
Training & Development	286,427	206,443	(79,984)
Supplies	7,441,764	6,963,105	(478,659)
Repairs & Maintenance	2,688,274	2,612,506	(75,768)
Utilities	1,016,287	1,053,049	36,762
Rent	243,607	250,496	6,889
Risk Management	1,618,776	1,783,839	165,063
Public Relations	174,464	224,297	49,833
Other Expenses	2,218,853	2,238,015	19,162
<b>Total Expense</b>	<b>75,052,610</b>	<b>73,095,043</b>	<b>(1,957,567)</b>



**“To serve our communities’ pre-hospital needs through value-driven, compassionate, and clinically superior care.”**

# EMSA Funding Model

**FY23 REVENUE SOURCES**



**“To serve our communities’ pre-hospital needs through value-driven, compassionate, and clinically superior care.”**

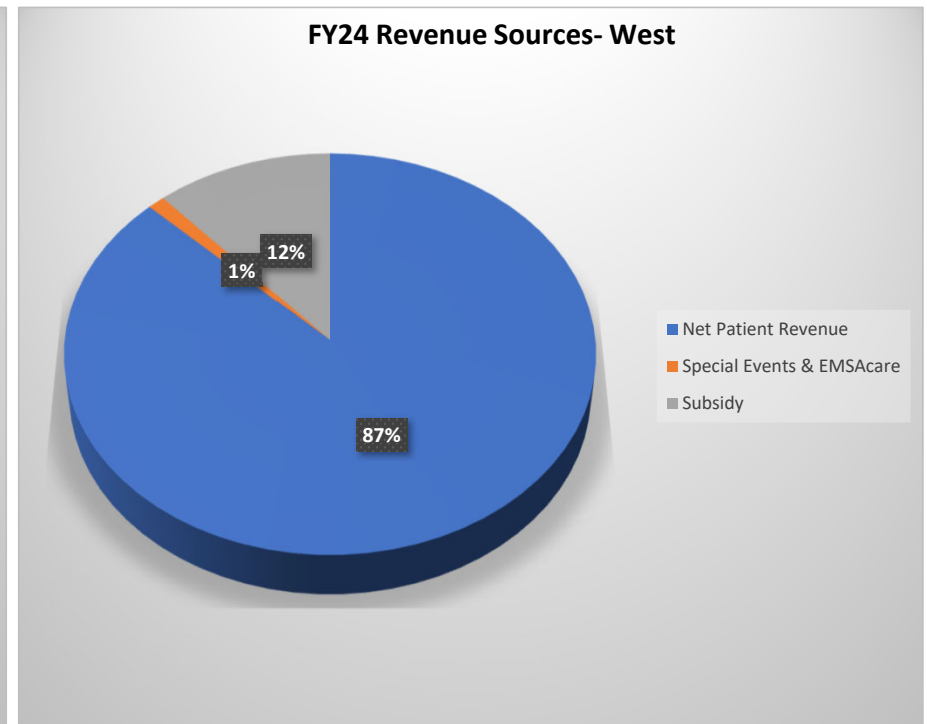
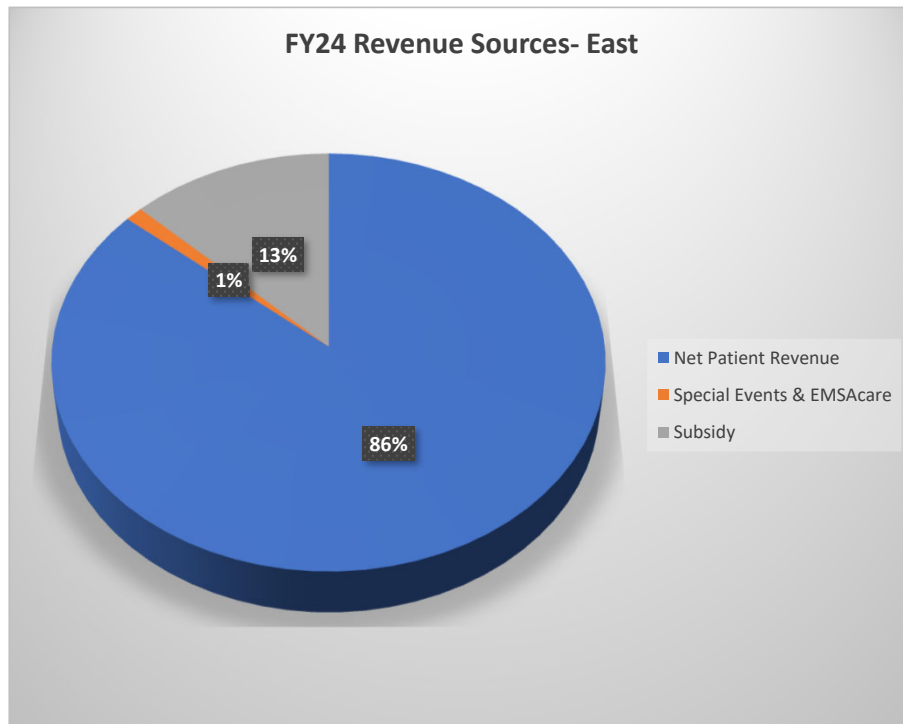
# FY24 Consolidated Budget

	FY24 Budget Consolidated	FY23 Proj. Actuals Consolidated
Total Revenue	100,359,487	99,821,741
Total Expense	87,484,492	90,051,317
Non-Operating Income	116,000	108,791
Depreciation & Interest Expense	3,044,000	2,937,854
Net Income	9,946,996	6,941,360
Capital Acquisitions	(10,573,820)	(7,798,360)
Debt Service	(722,603)	(706,419)
Add back depreciation (non-cash)	3,000,000	3,119,000
Net Cash Increase (Decrease)	1,650,573	1,555,581



**“To serve our communities’ pre-hospital needs through value-driven, compassionate, and clinically superior care.”**

# FY24 Funding Model



**“To serve our communities’ pre-hospital needs through value-driven, compassionate, and clinically superior care.”**

# EMSA



**“To serve our communities’ pre-hospital needs through value-driven, compassionate, and clinically superior care.”**