

# Compliance Summary

From September 01, 2022 to September 30, 2022

## Eastern Division

### Overall Compliance

	Priority 1			Priority 2			Priority 3			Priority 4		
	Inc.	Late	%	Inc.	Late	%	Inc.	Late	%	Inc.	Late	%
Tulsa 1	644	70	89%	1,165	20	98%	510	57	88%	7	3	57%
Tulsa 2	513	46	91%	882	23	97%	5	0	100%	0	0	N/A
Tulsa 3	816	46	94%	1,326	52	96%	603	75	87%	8	1	87%
<b>Tulsa Total</b>	<b>1,973</b>	<b>162</b>	<b>91%</b>	<b>3,373</b>	<b>95</b>	<b>97%</b>	<b>1,118</b>	<b>132</b>	<b>88%</b>	<b>15</b>	<b>4</b>	<b>73%</b>
<b>Sand Springs</b>	<b>81</b>	<b>19</b>		<b>116</b>	<b>8</b>	<b>86%</b>	<b>0</b>	<b>0</b>	<b>N/A</b>	<b>1</b>	<b>0</b>	<b>100%</b>
<b>Jenks</b>	<b>30</b>	<b>4</b>		<b>76</b>	<b>6</b>	<b>90%</b>	<b>1</b>	<b>0</b>	<b>100%</b>	<b>0</b>	<b>0</b>	<b>N/A</b>
<b>Bixby</b>	<b>54</b>	<b>14</b>		<b>65</b>	<b>3</b>	<b>85%</b>	<b>0</b>	<b>0</b>	<b>N/A</b>	<b>0</b>	<b>0</b>	<b>N/A</b>
<b>Total Non-Beneficiary</b>	<b>165</b>	<b>37</b>		<b>257</b>	<b>17</b>	<b>87%</b>	<b>1</b>	<b>0</b>	<b>100%</b>	<b>1</b>	<b>0</b>	<b>100%</b>

**Average Response Time Priority 1 & 2**

**Received to On Scene: 9:53**

**Dispatched to On Scene: 9:02**

The beneficiary city of Tulsa must be above 90% each month. In the suburbs of Sand Springs, Jenks and Bixby, the total of Priority 1 and Priority 2 incidents are combined to get the compliance percentile each month. Each suburban city must be above 75% each month, and combined they must be over 90 %. Percentage figures above are rounded down as per the RFP.

# Compliance Summary

From September 01, 2022 to September 30, 2022

## Western Division Overall Compliance

	Priority 1			Priority 2			Priority 3			Priority 4		
	Inc.	Late	%	Inc.	Late	%	Inc.	Late	%	Inc.	Late	%
Oklahoma City 1	1,070	427	60%	1,750	452	74%	946	127	86%	9	4	55%
Oklahoma City 2	1,123	594	47%	1,660	536	67%	403	60	85%	0	0	N/A
Edmond	190	109	42%	272	103	62%	97	30	69%	0	0	N/A
<b>Total OKC &amp; Edmond</b>	<b>2,383</b>	<b>1,130</b>	<b>52%</b>	<b>3,682</b>	<b>1,091</b>	<b>70%</b>	<b>1,446</b>	<b>217</b>	<b>84%</b>	<b>9</b>	<b>4</b>	<b>55%</b>
Mustang	0	0		0	0	N/A	0	0	N/A	0	0	N/A
The Village	28	19		42	9	60%	0	0	N/A	0	0	N/A
Nichols Hills	7	1		3	1	80%	0	0	N/A	0	0	N/A
<b>Total Non-Beneficiary</b>	<b>35</b>	<b>20</b>		<b>45</b>	<b>10</b>	<b>62%</b>	<b>0</b>	<b>0</b>	<b>N/A</b>	<b>0</b>	<b>0</b>	<b>N/A</b>

**Average Response Time Priority 1 & 2**

**Received to On Scene:** 19:01

**Dispatched to On Scene:** 14:21

The beneficiary city of Oklahoma City must be above 90% each month. In the suburbs of Warr Acres, Bethany, Mustang, The Village, and Nichols Hills, the total of Priority 1 and Priority 2 incidents are combined to get the compliance percentile each month. Each suburban city must be above 75% each month, and combined they must be over 90%. Percentage figures above are rounded down as per the RFP.

**Compliance Summary**  
**September 1, 2022 to September 30, 2022**

**Eastern Division**  
**Non-discrimination**

	<b>Priority 1</b>		
	<b>Inc.</b>	<b>Late</b>	<b>%</b>
<b>District 1</b>	644	70	89.1%
<b>District 2</b>	513	46	91.0%
<b>District 3</b>	816	46	94.4%

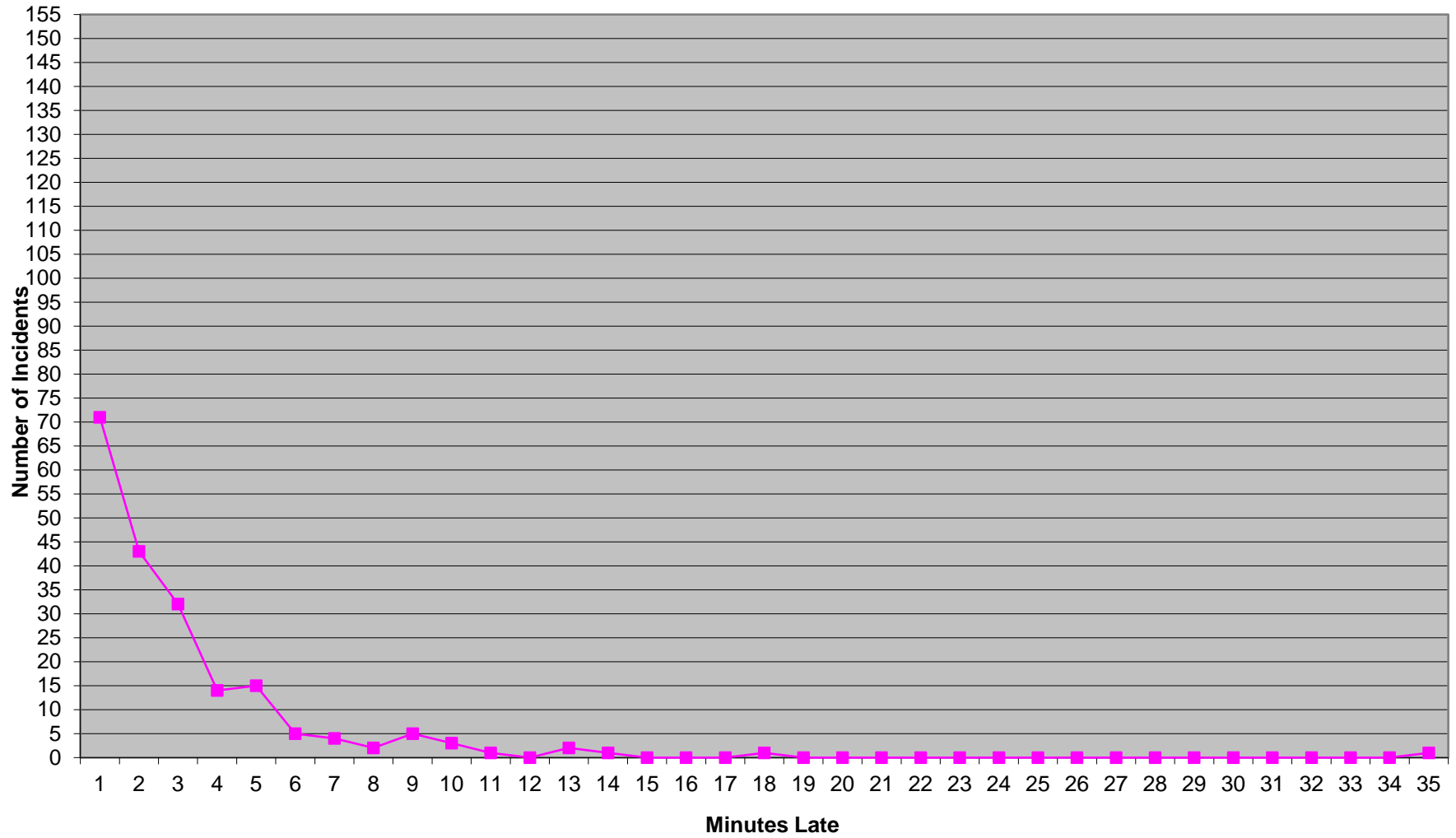
Each district within the Beneficiary City of Tulsa must be individually above 75% on Priority 1 transports (with a minimum of 100 incidents in each for measurement). Percentage figures above are rounded down as per the RFP.

**Western Division**  
**Non-discrimination**

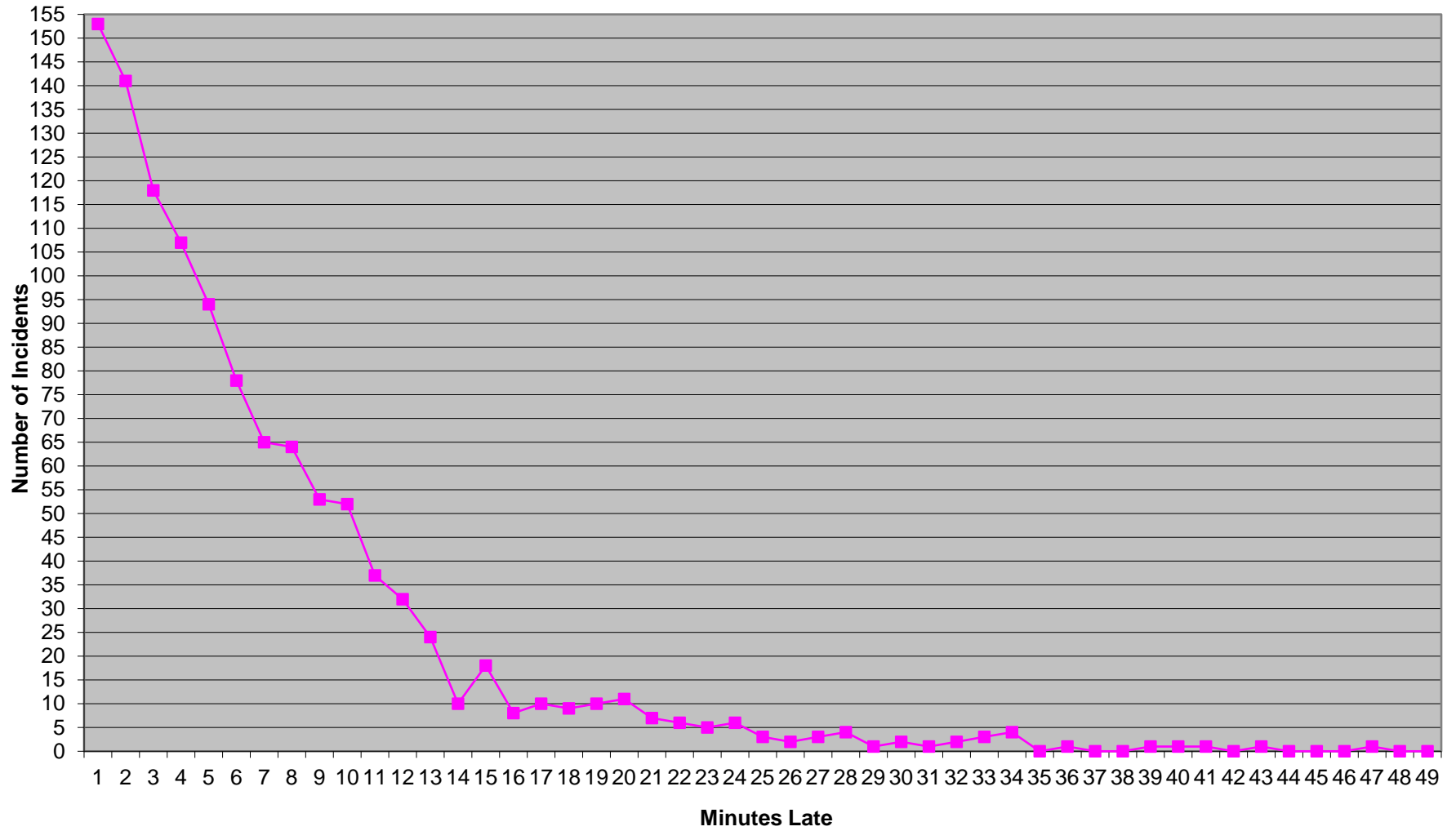
	<b>Priority 1</b>		
	<b>Inc.</b>	<b>Late</b>	<b>%</b>
<b>District 1</b>	1070	427	60.1%
<b>District 2</b>	1123	594	47.1%
<b>Edmond</b>	190	109	42.6%

Each district of the Western Division must be individually above 75% on Priority 1 transports (with a minimum of 100 incidents in each for measurement). Percentage figures above are rounded down as per the RFP.

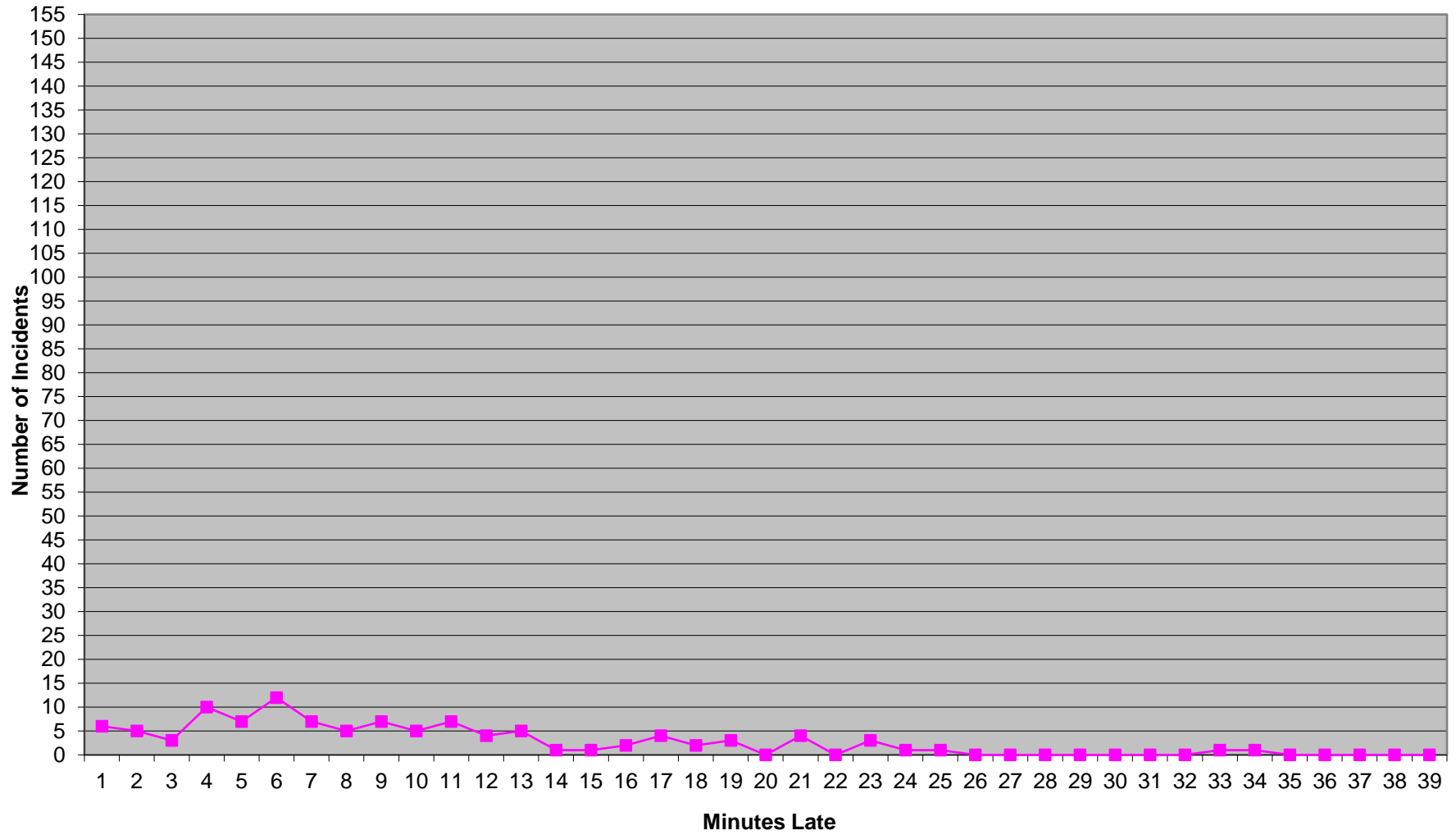
### Eastern Division Priority 1 Late Calls September 2022



### Western Division Priority 1 Late Calls September 2022



### Edmond Priority 1 Late Calls September 2022



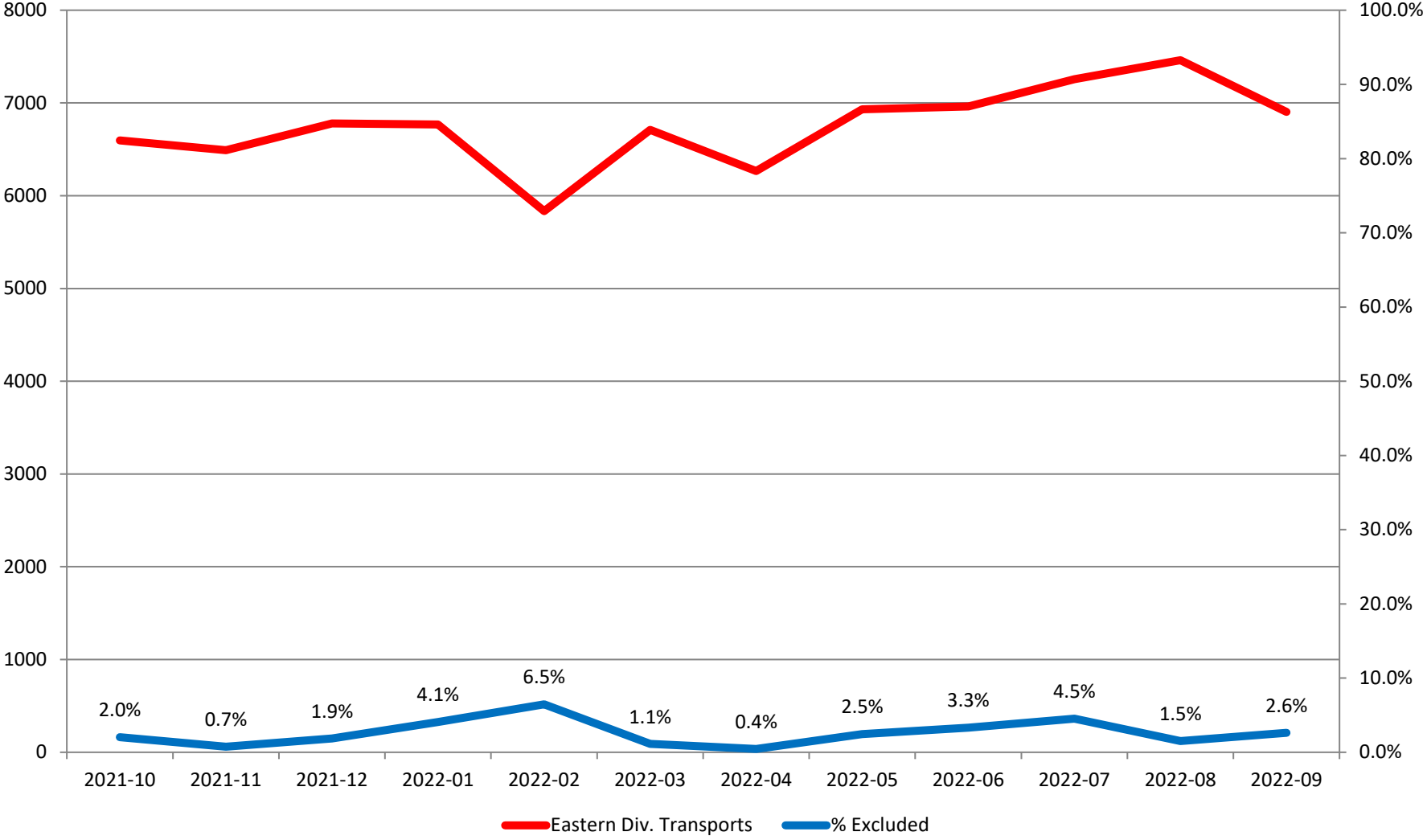
Response Time Exclusion Summary Report  
 Three Months ending September, 2022

	Month Priority	2022-07				2022-08				2022-09			
		1	2	3	4	1	2	3	4	1	2	3	4
<b>Eastern Division</b>													
Final Other													
Final Other Declared Disaster													
Final Other 2nd Unit													
Final Other Interfacility Transfer													
Final System Overload		116	209			42	69			38	48	86	
Final Weather		4				3				3	1	4	
<b>Eastern Exclusions Total</b>		<b>120</b>	<b>209</b>	<b>0</b>	<b>0</b>	<b>45</b>	<b>69</b>	<b>0</b>	<b>0</b>	<b>41</b>	<b>49</b>	<b>90</b>	<b>0</b>
<b>East Transports*</b>		2299	3851	1081	26	2498	3761	1185	17	2138	3630	1119	16
<b>East Late</b>		341	275	185	3	1134	211	191	1	199	112	132	4
<b>East % of Transports</b>		5%	5%	0%	0%	2%	2%	0%	0%	2%	1%	8%	0%
<b>East Compliance**</b>		85%	92%	82%	88%	54%	94%	83%	94%	90%	96%	88%	75%
<b>East Compliance W/O Exclusions**</b>		80%	88%	82%	88%	53%	92%	83%	94%	88%	95%	81%	75%
<b>Western Division</b>													
Final Other													
Final Other Declared Disaster													
Final Other 2nd Unit													
Final Other Interfacility Transfer													
Final System Overload		226	218	2		97	117	7		218	215	20	
Final Weather		8	18			55	47						
<b>Western Exclusions Total</b>		<b>234</b>	<b>236</b>	<b>2</b>	<b>0</b>	<b>152</b>	<b>164</b>	<b>7</b>	<b>0</b>	<b>218</b>	<b>215</b>	<b>20</b>	<b>0</b>
<b>West Transports*</b>		2539	3898	1263	11	2498	3996	1459	5	2418	3727	1446	9
<b>West Late</b>		1234	1145	478	3	1134	996	231	3	1150	1101	217	4
<b>West % of Transports</b>		9%	6%	0%	0%	6%	4%	0%	0%	9%	6%	1%	0%
<b>West Compliance**</b>		51%	70%	62%	72%	54%	75%	84%	40%	52%	70%	84%	55%
<b>West Compliance W/O Exclusions**</b>		47%	66%	62%	72%	51%	72%	83%	40%	48%	66%	83%	55%

\* For the purposes of this report, transports means the number of transports that qualify for inclusion for compliance calculation purposes. Multi-unit response transports for greater than the first unit on

\*\* For the purposes of this report, beneficiary and non-beneficiary cities have been combined. Contract compliance measures them separately.

# Eastern Division Response Time Exclusions Twelve Months ending September, 2022





## Western Division Response Time Exclusions Twelve Months ending September, 2022

