

# Compliance Summary

From January 01, 2020 to January 31, 2020

## Eastern Division

### Overall Compliance

	Priority 1			Priority 2			Priority 3			Priority 4		
	Inc.	Late	%	Inc.	Late	%	Inc.	Late	%	Inc.	Late	%
Tulsa 1	689	32	95%	1,292	13	98%	556	22	96%	9	0	100%
Tulsa 2	588	31	94%	925	9	99%	12	0	100%	0	0	N/A
Tulsa 3	801	33	95%	1,401	14	99%	512	19	96%	7	0	100%
<b>Tulsa Total</b>	<b>2,078</b>	<b>96</b>	<b>95%</b>	<b>3,618</b>	<b>36</b>	<b>99%</b>	<b>1,080</b>	<b>41</b>	<b>96%</b>	<b>16</b>	<b>0</b>	<b>100%</b>
<b>Sand Springs</b>	<b>81</b>	<b>13</b>		<b>107</b>	<b>1</b>	<b>92%</b>	<b>1</b>	<b>0</b>	<b>100%</b>	<b>0</b>	<b>0</b>	<b>N/A</b>
<b>Jenks</b>	<b>38</b>	<b>5</b>		<b>71</b>	<b>3</b>	<b>92%</b>	<b>2</b>	<b>0</b>	<b>100%</b>	<b>0</b>	<b>0</b>	<b>N/A</b>
<b>Bixby</b>	<b>45</b>	<b>6</b>		<b>92</b>	<b>7</b>	<b>90%</b>	<b>0</b>	<b>0</b>	<b>N/A</b>	<b>0</b>	<b>0</b>	<b>N/A</b>
<b>Total Non-Beneficiary</b>	<b>164</b>	<b>24</b>		<b>270</b>	<b>11</b>	<b>91%</b>	<b>3</b>	<b>0</b>	<b>100%</b>	<b>0</b>	<b>0</b>	<b>N/A</b>

**Average Response Time Priority 1 & 2**

**Received to On Scene: 9:01**

**Dispatched to On Scene: 8:20**

The beneficiary city of Tulsa must be above 90% each month. In the suburbs of Sand Springs, Jenks and Bixby, the total of Priority 1 and Priority 2 incidents are combined to get the compliance percentile each month. Each suburban city must be above 75% each month, and combined they must be over 90 %. Percentage figures above are rounded down as per the RFP.

# Compliance Summary

From January 01, 2020 to January 31, 2020

## Western Division Overall Compliance

	Priority 1			Priority 2			Priority 3			Priority 4		
	Inc.	Late	%	Inc.	Late	%	Inc.	Late	%	Inc.	Late	%
Oklahoma City 1	932	61	93%	1,851	20	98%	606	50	91%	17	1	94%
Oklahoma City 2	1,083	110	89%	1,759	22	98%	353	46	86%	1	0	100%
Edmond	165	19	88%	302	8	97%	119	19	84%	0	0	N/A
<b>Total OKC &amp; Edmond</b>	<b>2,180</b>	<b>190</b>	<b>91%</b>	<b>3,912</b>	<b>50</b>	<b>98%</b>	<b>1,078</b>	<b>115</b>	<b>89%</b>	<b>18</b>	<b>1</b>	<b>94%</b>
Mustang	24	4		49	2	91%	16	1	93%	0	0	N/A
The Village	33	5		60	1	93%	0	0	N/A	0	0	N/A
Nichols Hills	5	0		5	0	100%	0	0	N/A	0	0	N/A
<b>Total Non-Beneficiary</b>	<b>62</b>	<b>9</b>		<b>114</b>	<b>3</b>	<b>93%</b>	<b>16</b>	<b>1</b>	<b>93%</b>	<b>0</b>	<b>0</b>	<b>N/A</b>
Piedmont	0			0			0			0		

**Average Response Time Priority 1 & 2**

**Received to On Scene: 9:23**

**Dispatched to On Scene: 8:58**

The beneficiary city of Oklahoma City must be above 90% each month. In the suburbs of Mustang, The Village, and Nichols Hills, the total of Priority 1 and Priority 2 incidents are combined to get the compliance percentile each month. Each suburban city must be above 75% each month, and combined they must be over 90%. Percentage figures above are rounded down as per the RFP.

**Compliance Summary**  
**January 01, 2020 Year to January 31, 2020**

**Eastern Division**  
**Non-discrimination**

	<b>Priority 1</b>		
	<b>Inc.</b>	<b>Late</b>	<b>%</b>
<b>District 1</b>	689	32	95%
<b>District 2</b>	588	31	94%
<b>District 3</b>	801	33	95%

Each district within the Beneficiary City of Tulsa must be individually above 75% on Priority 1 transports (with a minimum of 100 incidents in each for measurement). Percentage figures above are rounded down as per the RFP.

**Western Division**  
**Non-discrimination**

	<b>Priority 1</b>		
	<b>Inc.</b>	<b>Late</b>	<b>%</b>
<b>District 1</b>	932	61	93%
<b>District 2</b>	1083	110	89%
<b>Edmond</b>	165	19	88%

Each district of the Western Division must be individually above 75% on Priority 1 transports (with a minimum of 100 incidents in each for measurement). Percentage figures above are rounded down as per the RFP.

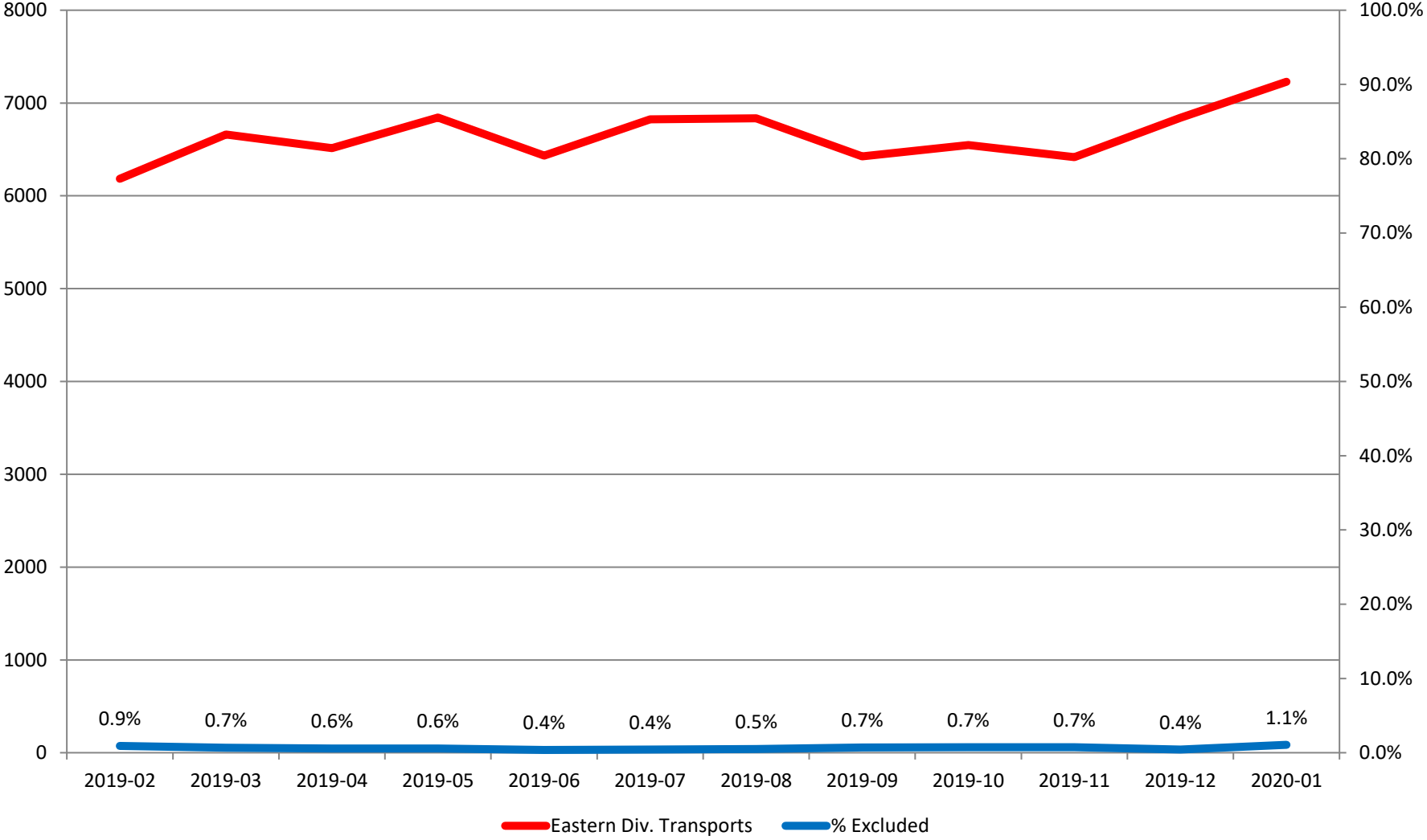
Response Time Exclusion Summary Report  
 Three Months ending January, 2020

	Month Priority	2019-11				2019-12				2020-01			
		1	2	3	4	1	2	3	4	1	2	3	4
<b>Eastern Division</b>													
Final Other													
Final Other Declared Disaster													
Final Other 2nd Unit													
Final Other Interfacility Transfer													
Final System Overload		12	10	4	1				14	10	5		
Final Weather		17	4	1	7	18	3		20	22	5	1	
<b>Eastern Exclusions Total</b>		<b>29</b>	<b>14</b>	<b>5</b>	<b>0</b>	<b>8</b>	<b>18</b>	<b>3</b>	<b>0</b>	<b>34</b>	<b>32</b>	<b>10</b>	<b>1</b>
<b>East Transports*</b>		1930	3526	956	5	2131	3675	1026	9	2242	3888	1083	16
<b>East Late</b>		119	45	55	0	150	60	53	0	120	47	41	0
<b>East % of Transports</b>		2%	0%	1%	0%	0%	0%	0%	0%	2%	1%	1%	6%
<b>East Compliance**</b>		93%	98%	94%	100%	92%	98%	94%	100%	94%	98%	96%	100%
<b>East Compliance W/O Exclusions**</b>		92%	98%	93%	100%	92%	97%	94%	100%	93%	97%	95%	94%
<hr/>													
	Month Priority	2019-11				2019-12				2020-01			
		1	2	3	4	1	2	3	4	1	2	3	4
<b>Western Division</b>													
Final Other													
Final Other Declared Disaster													
Final Other 2nd Unit													
Final Other Interfacility Transfer													
Final System Overload		14	9	5	3				13	2	3		
Final Weather		34	5	0	17	5	3		39	10			
<b>Western Exclusions Total</b>		<b>48</b>	<b>14</b>	<b>5</b>	<b>0</b>	<b>20</b>	<b>5</b>	<b>3</b>	<b>0</b>	<b>52</b>	<b>12</b>	<b>3</b>	<b>0</b>
<b>West Transports*</b>		2166	3992	942	12	2371	4059	1062	14	2242	4026	1094	18
<b>West Late</b>		195	53	80	1	250	95	143	0	199	53	116	1
<b>West % of Transports</b>		2%	0%	1%	0%	1%	0%	0%	0%	2%	0%	0%	0%
<b>West Compliance**</b>		90%	98%	91%	91%	89%	97%	86%	100%	91%	98%	89%	94%
<b>West Compliance W/O Exclusions**</b>		89%	98%	91%	91%	88%	97%	86%	100%	89%	98%	89%	94%

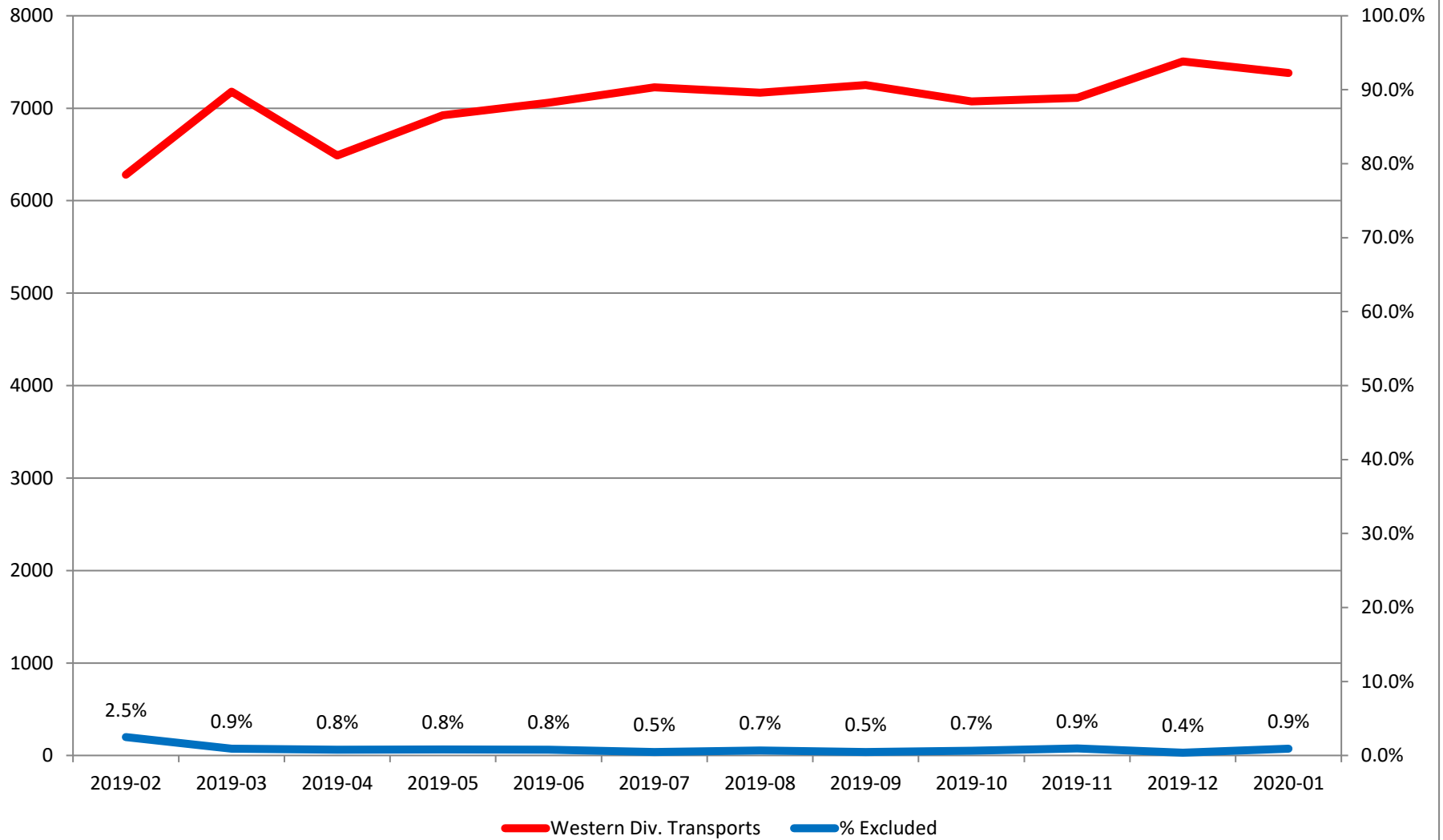
\* For the purposes of this report, transports means the number of transports that qualify for inclusion for compliance calculation purposes. Multi-unit response transports for greater than the first unit on

\*\* For the purposes of this report, beneficiary and non-beneficiary cities have been combined. Contract compliance measures them separately.

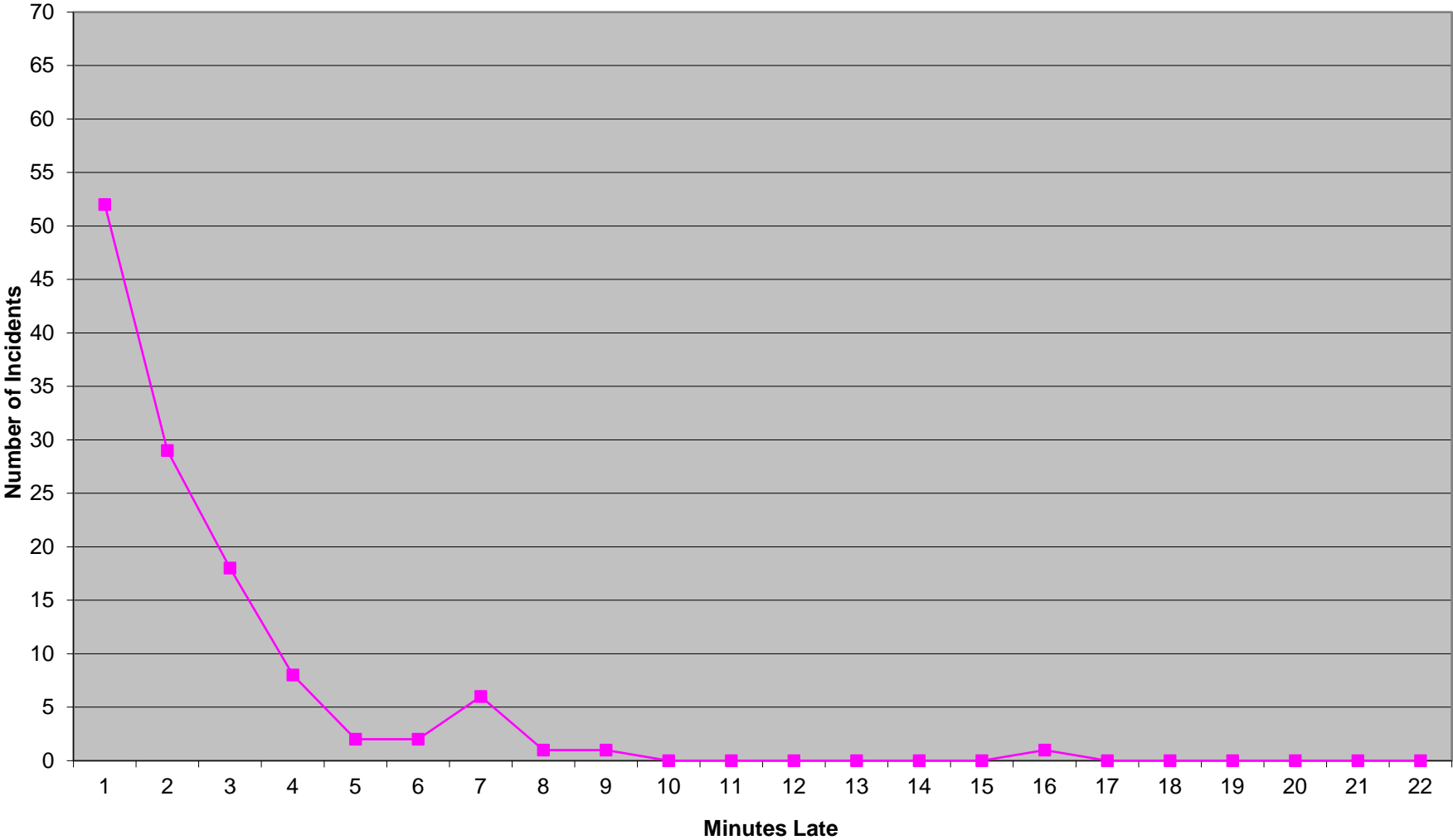
# Eastern Division Response Time Exclusions Twelve Months ending January, 2020



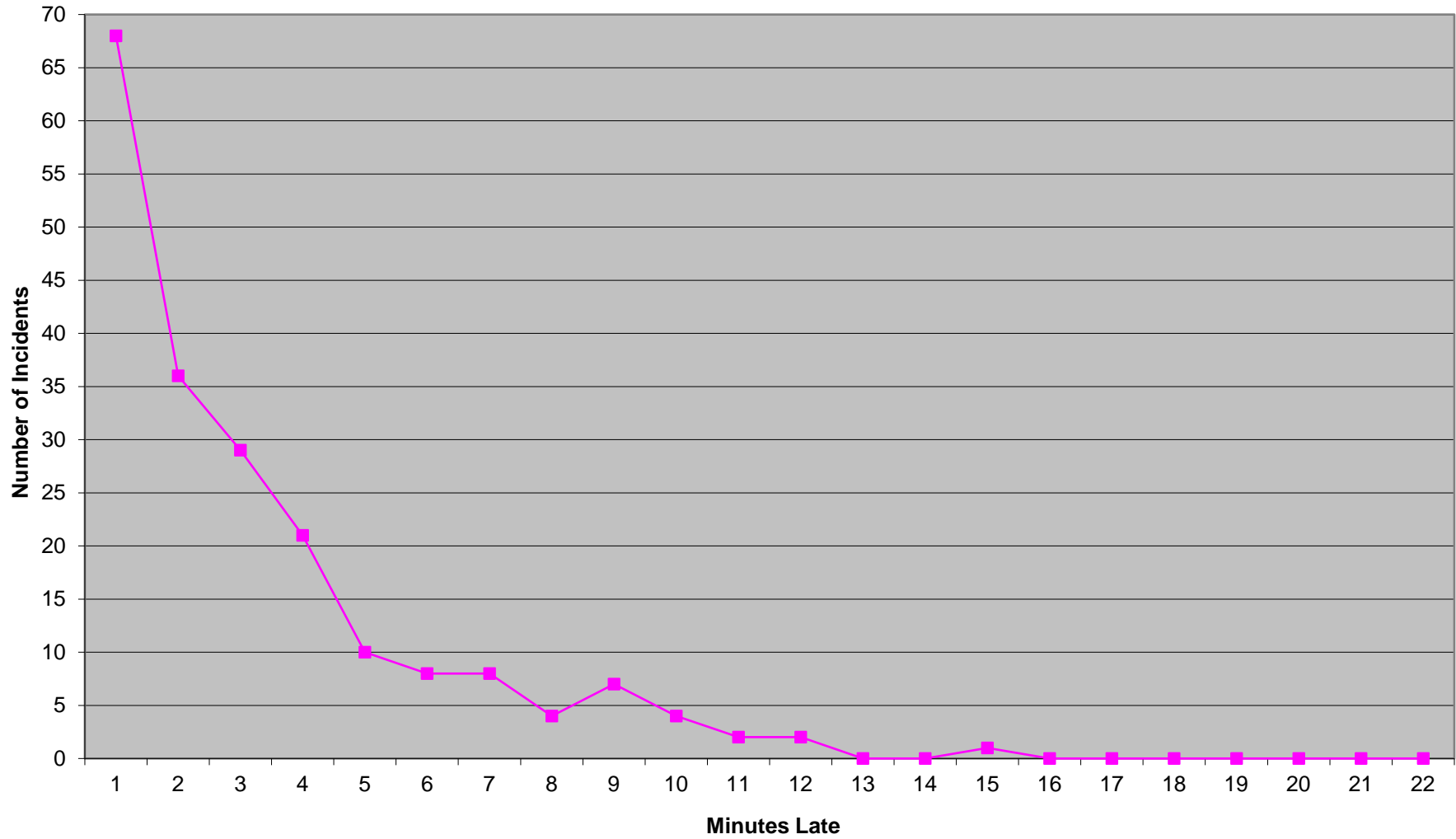
## Western Division Response Time Exclusions Twelve Months ending January, 2020



**Eastern Division Priority 1 Late Calls  
January 2020**



### Western Division Priority 1 Late Calls January 2020





### Edmond Priority 1 Late Calls January 2020

