

# Compliance Summary

From July 01, 2016 to July 31, 2016

## Eastern Division

### Overall Compliance

	Priority 1			Priority 2			Priority 3			Priority 4		
	Inc.	Late	%	Inc.	Late	%	Inc.	Late	%	Inc.	Late	%
Tulsa 1	584	59	89%	1,058	20	98%	397	58	85%	5	0	100%
Tulsa 2	489	44	91%	805	14	98%	8	0	100%	1	0	100%
Tulsa 3	578	51	91%	1,174	22	98%	308	44	85%	7	1	85%
<b>Tulsa Total</b>	<b>1,651</b>	<b>154</b>	<b>90%</b>	<b>3,037</b>	<b>56</b>	<b>98%</b>	<b>713</b>	<b>102</b>	<b>85%</b>	<b>13</b>	<b>1</b>	<b>92%</b>
<b>Sand Springs</b>	<b>64</b>	<b>10</b>		<b>116</b>	<b>3</b>	<b>92%</b>	<b>2</b>	<b>0</b>	<b>100%</b>	<b>2</b>	<b>0</b>	<b>100%</b>
<b>Jenks</b>	<b>34</b>	<b>10</b>		<b>51</b>	<b>1</b>	<b>87%</b>	<b>0</b>	<b>0</b>	<b>N/A</b>	<b>0</b>	<b>0</b>	<b>N/A</b>
<b>Bixby</b>	<b>28</b>	<b>5</b>		<b>57</b>	<b>2</b>	<b>91%</b>	<b>0</b>	<b>0</b>	<b>N/A</b>	<b>0</b>	<b>0</b>	<b>N/A</b>
<b>Total Non-Beneficiary</b>	<b>126</b>	<b>25</b>		<b>224</b>	<b>6</b>	<b>91%</b>	<b>2</b>	<b>0</b>	<b>100%</b>	<b>2</b>	<b>0</b>	<b>100%</b>

Average Response Time Priority 1 & 2

Received to On Scene: 9:53

Dispatched to On Scene: 9:06

The beneficiary city of Tulsa must be above 90% each month. In the suburbs of Sand Springs, Jenks and Bixby, the total of Priority 1 and Priority 2 incidents are combined to get the compliance percentile each month. Each suburban city must be above 75% each month, and combined they must be over 90 %. Percentage figures above are rounded down as per the RFP.

# Compliance Summary

From July 01, 2016 to July 31, 2016

## Western Division Overall Compliance

	Priority 1			Priority 2			Priority 3			Priority 4		
	Inc.	Late	%	Inc.	Late	%	Inc.	Late	%	Inc.	Late	%
Oklahoma City 1	1,010	62	93%	1,647	14	99%	423	15	96%	15	0	100%
Oklahoma City 2	882	83	90%	1,390	28	97%	248	7	97%	5	1	80%
Edmond	162	23	85%	214	13	93%	60	2	96%	0	0	N/A
<b>Total OKC &amp; Edmond</b>	<b>2,054</b>	<b>168</b>	<b>91%</b>	<b>3,251</b>	<b>55</b>	<b>98%</b>	<b>731</b>	<b>24</b>	<b>96%</b>	<b>20</b>	<b>1</b>	<b>95%</b>
Warr Acres	44	3		43	0	96%	0	0	N/A	0	0	N/A
Bethany	71	7		113	3	94%	1	0	100%	0	0	N/A
Mustang	30	10		38	3	80%	17	1	94%	0	0	N/A
The Village	24	1		43	0	98%	0	0	N/A	0	0	N/A
Nichols Hills	5	0		7	0	100%	0	0	N/A	0	0	N/A
Yukon	56	9		77	3	90%	28	2	92%	0	0	N/A
<b>Total Non-Beneficiary</b>	<b>230</b>	<b>30</b>		<b>321</b>	<b>9</b>	<b>92%</b>	<b>46</b>	<b>3</b>	<b>93%</b>	<b>0</b>	<b>0</b>	<b>N/A</b>
Piedmont	11			9			0			0		

Average Response Time Priority 1 & 2

Received to On Scene: 9:32

Dispatched to On Scene: 9:04

The beneficiary cities of Oklahoma City and Edmond must be above 90% each month. In the suburbs of Warr Acres, Bethany, Mustang, The Village, Nichols Hills, and Yukon, the total of Priority 1 and Priority 2 incidents are combined to get the compliance percentile each month. Each suburban city must be above 75% each month, and combined they must be over 90%. Percentage figures above are rounded down as per the RFP.

**Compliance Summary**  
**July 01,2016 Year to July 31 ,2016**

**Eastern Division**  
**Non-discrimination**

	Priority 1		
	Inc.	Late	%
<b>District 1</b>	584	59	89%
<b>District 2</b>	489	44	91%
<b>District 3</b>	578	51	91%

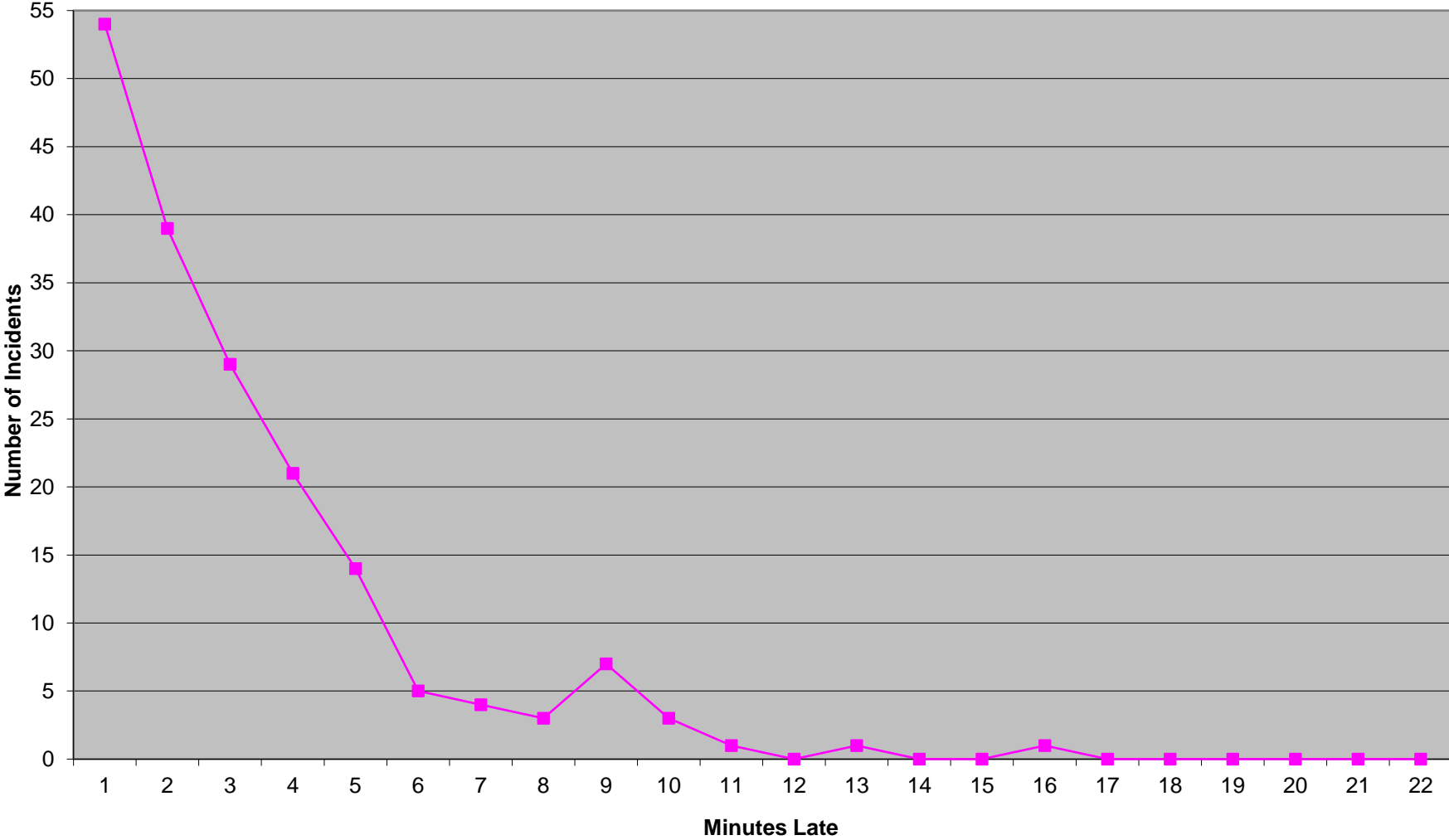
Each district within the Beneficiary City of Tulsa must be individually above 75% on Priority 1 transports (with a minimum of 100 incidents in each for measurement). Percentage figures above are rounded down as per the RFP.

**Western Division**  
**Non-discrimination**

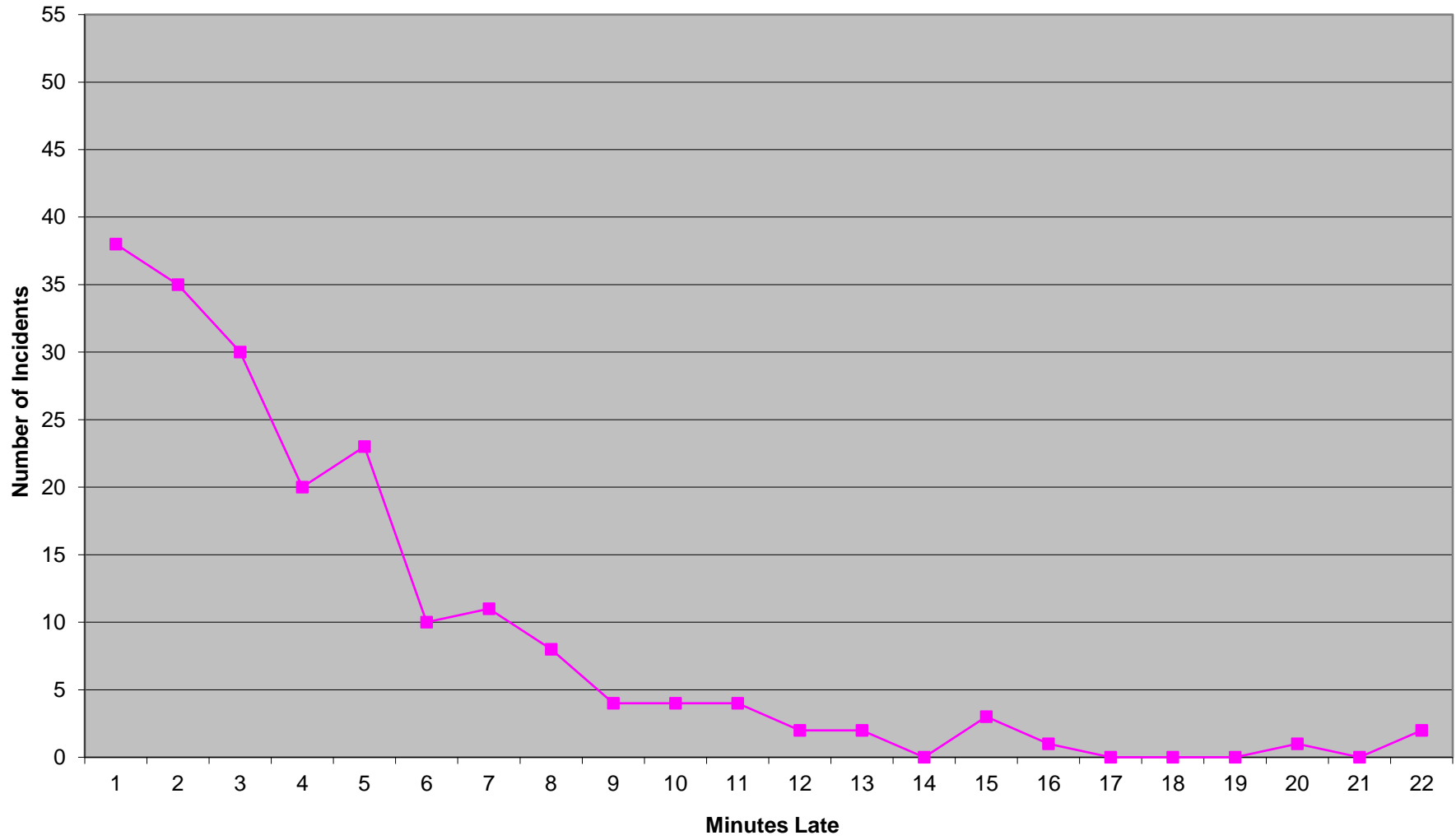
	Priority 1		
	Inc.	Late	%
<b>District 1</b>	1010	62	93%
<b>District 2</b>	882	83	90%
<b>Edmond</b>	162	23	85%

Each district of the Western Division must be individually above 75% on Priority 1 transports (with a minimum of 100 incidents in each for measurement). Percentage figures above are rounded down as per the RFP.

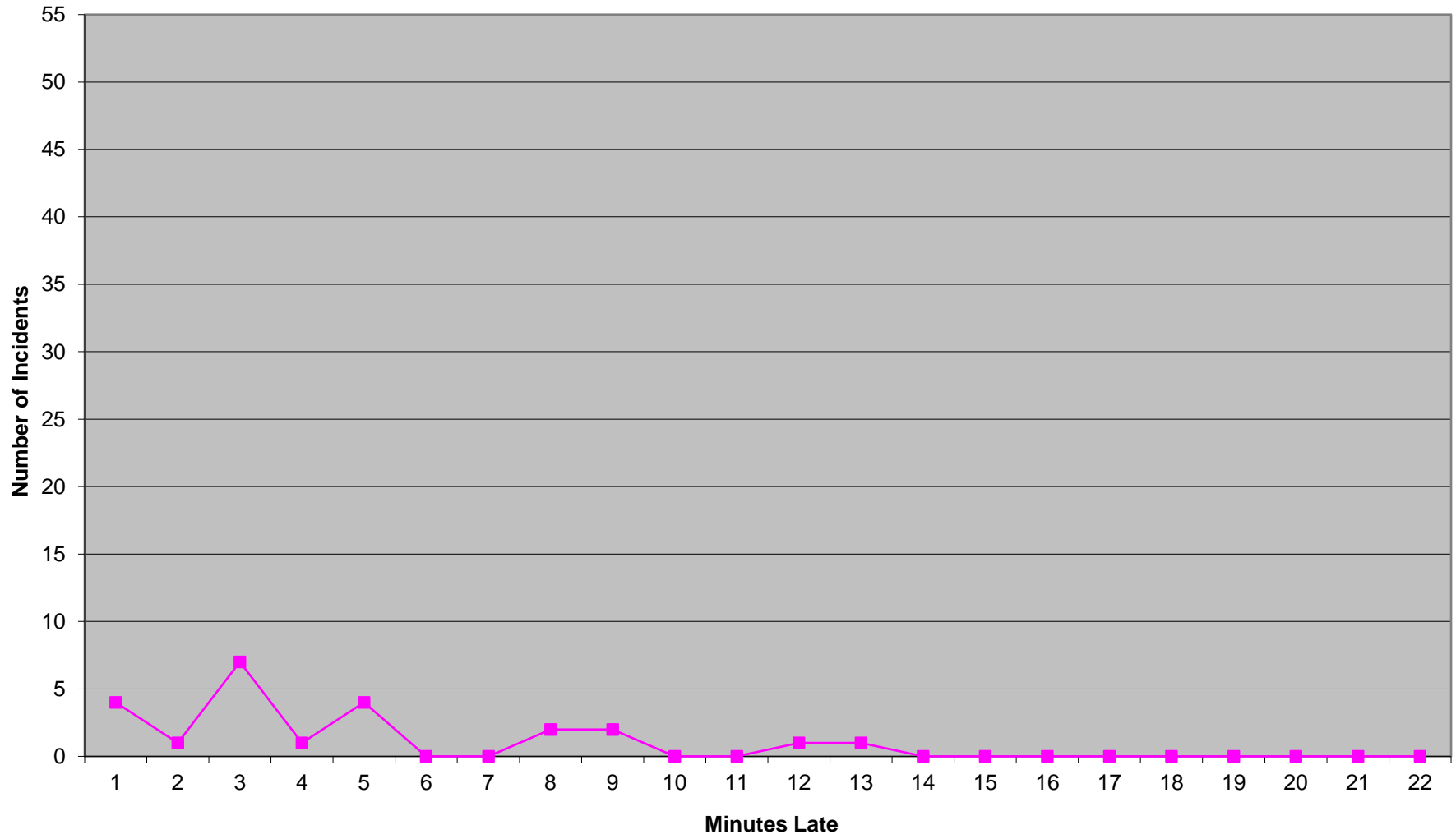
**Eastern Division Priority 1 Late Calls  
July 2016**



### Western Division Priority 1 Late Calls July 2016



### Edmond Priority 1 Late Calls July 2016



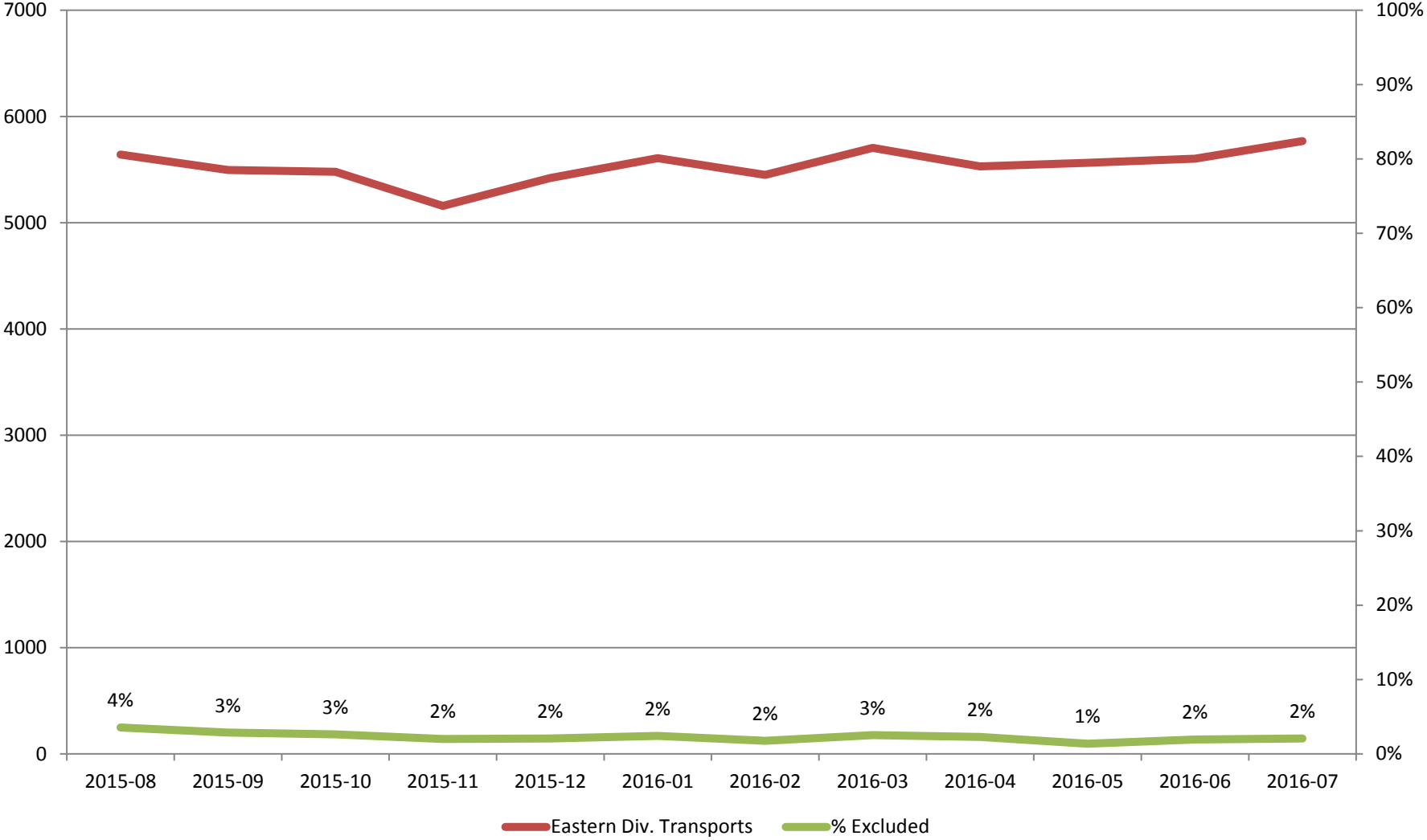
Response Time Exclusion Summary Report  
 Three Months ending July, 2016

	Month Priority	2016-05				2016-06				2016-07			
		1	2	3	4	1	2	3	4	1	2	3	4
<b>Eastern Division</b>													
Final Other		6		1		3				9		3	
Final Other Declared Disaster													
Final Other 2nd Unit													
Final Other Interfacility Transfer													
Final System Overload		30	21	8		41	45	19		51	32	14	
Final Weather		8	1	1		1				6	4	0	
<b>Eastern Exclusions Total</b>		<b>44</b>	<b>22</b>	<b>10</b>	<b>0</b>	<b>45</b>	<b>45</b>	<b>19</b>	<b>0</b>	<b>66</b>	<b>36</b>	<b>17</b>	<b>0</b>
<b>East Transports*</b>		1707	3131	708	17	1809	3083	702	9	1777	3261	715	15
<b>East Late</b>		151	42	58	1	165	59	102	1	179	62	102	1
<b>East % of Transports</b>		3%	1%	1%	0%	2%	1%	3%	0%	4%	1%	2%	0%
<b>East Compliance**</b>		91%	98%	91%	94%	90%	98%	85%	88%	89%	98%	85%	93%
<b>East Compliance W/O Exclusions**</b>		88%	97%	90%	94%	88%	96%	83%	88%	86%	97%	83%	93%
<b>Western Division</b>													
Final Other													
Final Other Declared Disaster													
Final Other 2nd Unit													
Final Other Interfacility Transfer													
Final System Overload		34	20	2		31	11	1		33	14	4	
Final Weather		20	5			10	3			13	3		
<b>Western Exclusions Total</b>		<b>54</b>	<b>25</b>	<b>2</b>	<b>0</b>	<b>41</b>	<b>14</b>	<b>1</b>	<b>0</b>	<b>46</b>	<b>17</b>	<b>4</b>	<b>0</b>
<b>West Transports*</b>		2354	3457	600	2	2277	3505	710	11	2285	3572	777	20
<b>West Late</b>		228	44	29	1	221	59	28	0	198	64	27	1
<b>West % of Transports</b>		2%	1%	0%	0%	2%	0%	0%	0%	2%	0%	1%	0%
<b>West Compliance**</b>		90%	98%	95%	50%	90%	98%	96%	100%	91%	98%	96%	95%
<b>West Compliance W/O Exclusions**</b>		88%	98%	94%	50%	88%	97%	95%	100%	89%	97%	96%	95%

\* For the purposes of this report, transports means the number of transports that qualify for inclusion for compliance calculation purposes. Multi-unit response transports for greater than the first unit on

\*\* For the purposes of this report, beneficiary and non-beneficiary cities have been combined. Contract compliance measures them separately.

# Eastern Division Response Time Exclusions Twelve Months ending July, 2016





## Western Division Response Time Exclusions Twelve Months ending July, 2016

