

President's Commentary

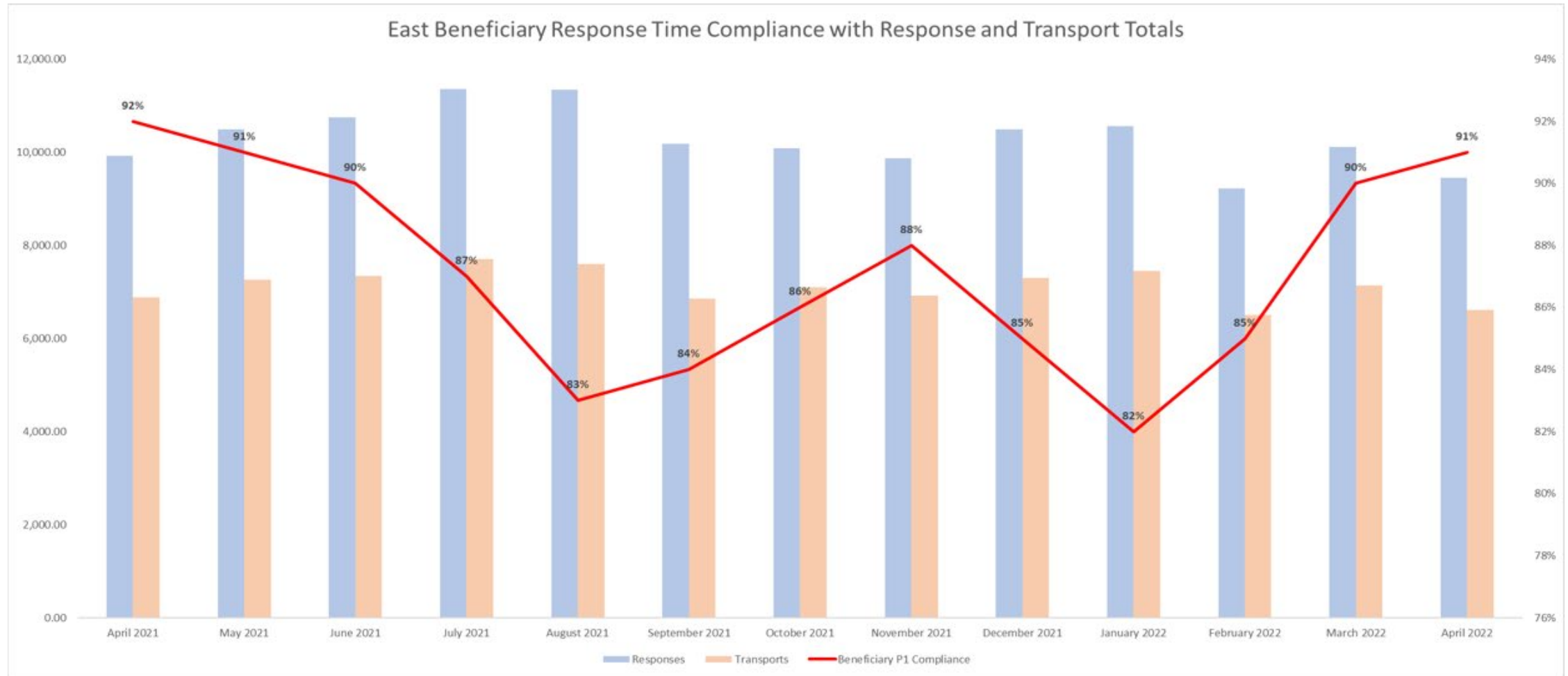
Johna Easley

Interim President & CEO



“To serve our communities’ pre-hospital needs through value-driven, compassionate, and clinically superior care.”

P1 Compliance Trends – EASTERN DIVISION

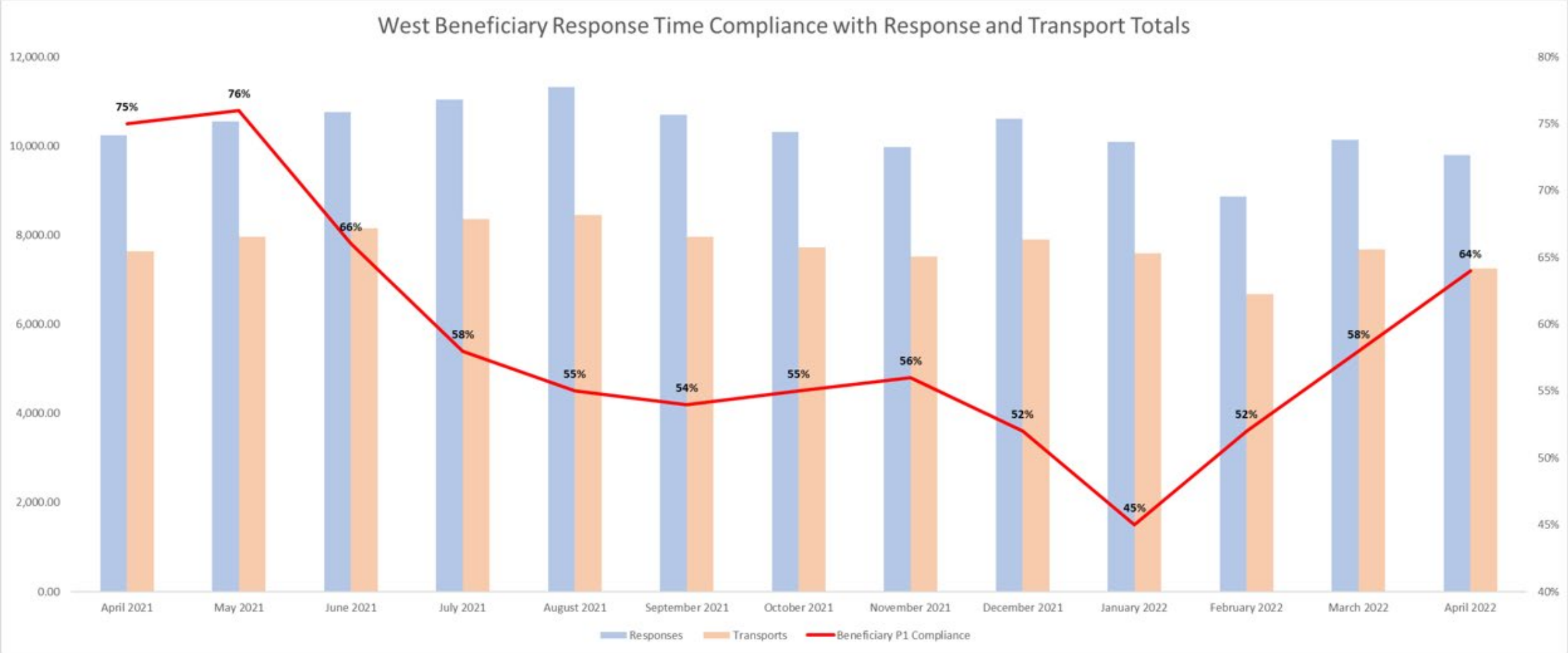


IFT Utilization (Week/Week) – EASTERN DIVISION

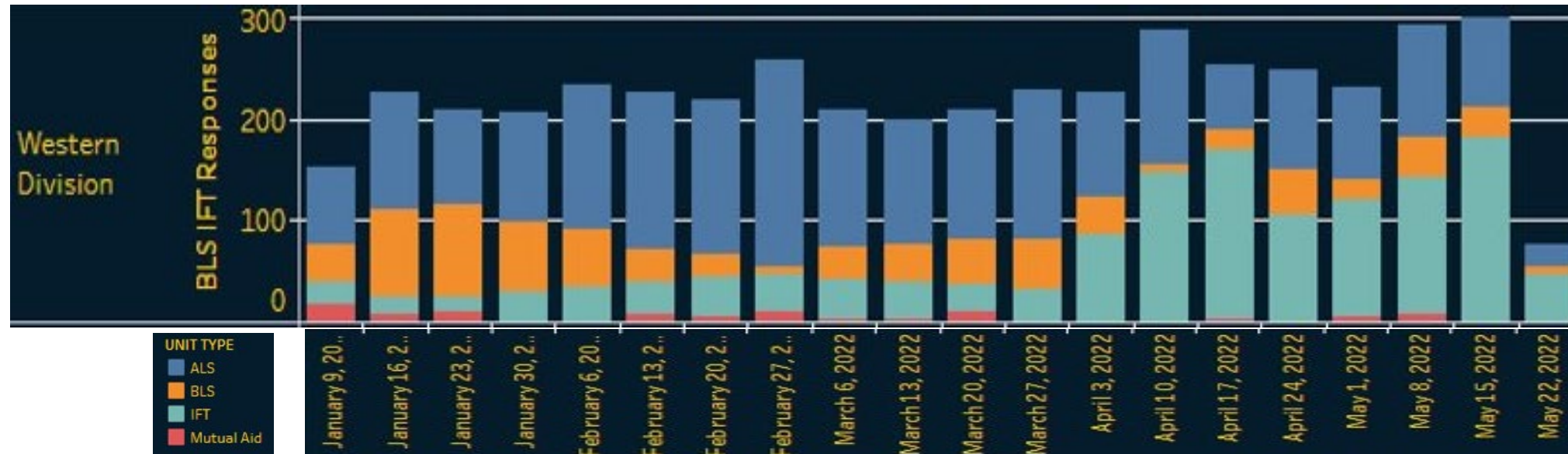


Week Of	BLS IFT Eligible	% of BLS IFT Calls Run By BLS IFT Units	% of BLS IFT Calls Run By BLS 911 Units	% of BLS IFT Calls Run By ALS 911 Units
04/24/2022	224	61.16%	17.41%	19.20%
05/01/2022	229	52.84%	7.42%	29.26%
05/08/2022	238	63.03%	13.87%	18.91%
05/15/2022	228	78.51%	8.33%	12.72%
05/22/2022	76	85.53%	2.63%	10.53%
4 WEEK TOTAL	995	65.53%	11.06%	19.30%

P1 Compliance Trends – WESTERN DIVISION

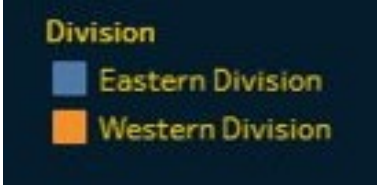


IFT Utilization (Week/Week) – WESTERN DIVISION



Week Of	BLS IFT Eligible	% of BLS IFT Calls Run By BLS IFT Units	% of BLS IFT Calls Run By BLS 911 Units	% of BLS IFT Calls Run By ALS 911 Units
04/24/2022	249	57.03%	18.47%	39.36%
05/01/2022	232	64.66%	8.62%	39.22%
05/08/2022	293	56.31%	13.31%	37.88%
05/15/2022	301	69.44%	10.30%	29.57%
05/22/2022	89	76.40%	7.87%	28.09%
4 WEEK TOTAL	1164	63.06%	12.29%	35.57%

Mutual Aid Utilization – Both Divisions



Organizational Highlights

- EMS Week 2022!
- Wage Analysis and Market Adjustments

Current Starting Wage/New Starting Wage			
VST	SSC	EMT	Paramedic
12.00/13.22	16.05/20.39	13.25/15.42	20.54/21.98

