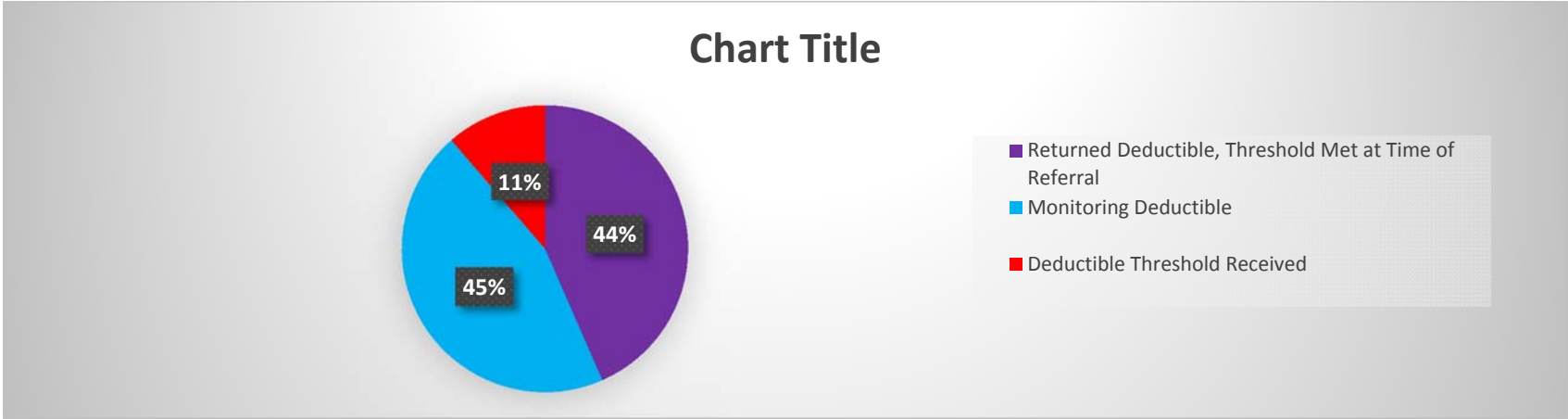
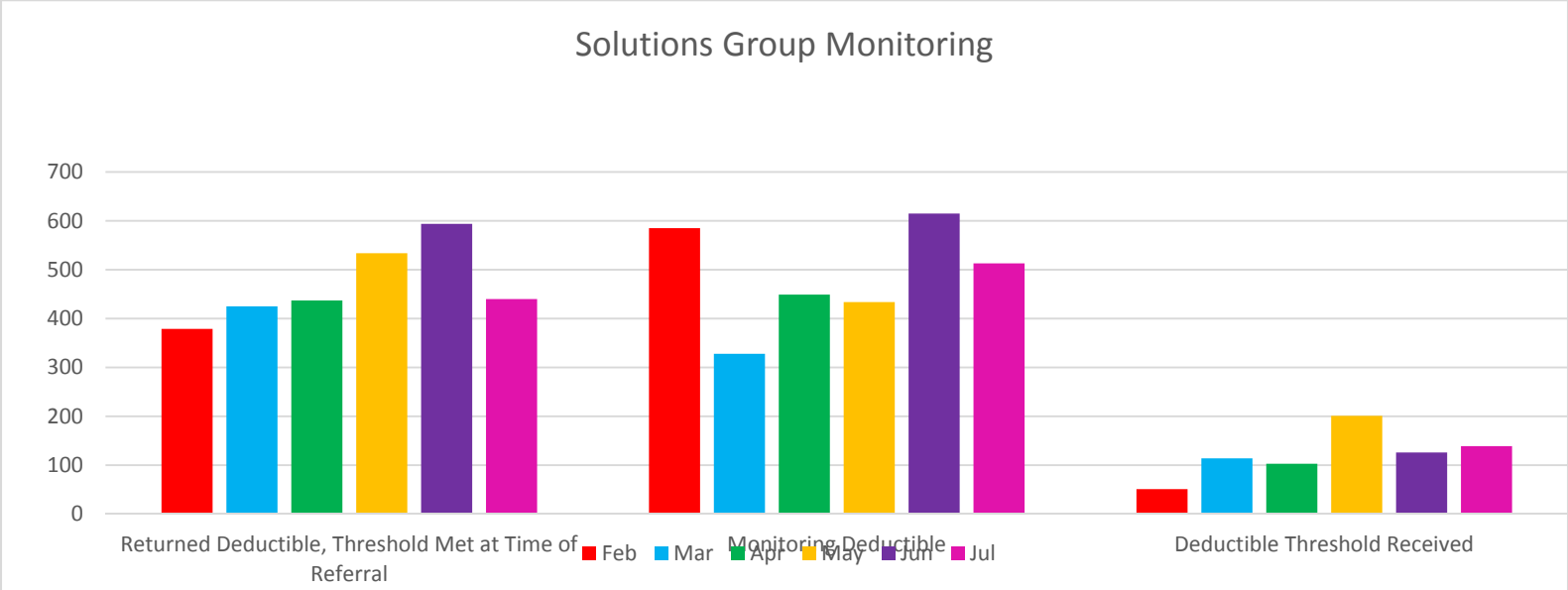


Solutions Group Patient Financial Services Deductible Project 07/31/2015



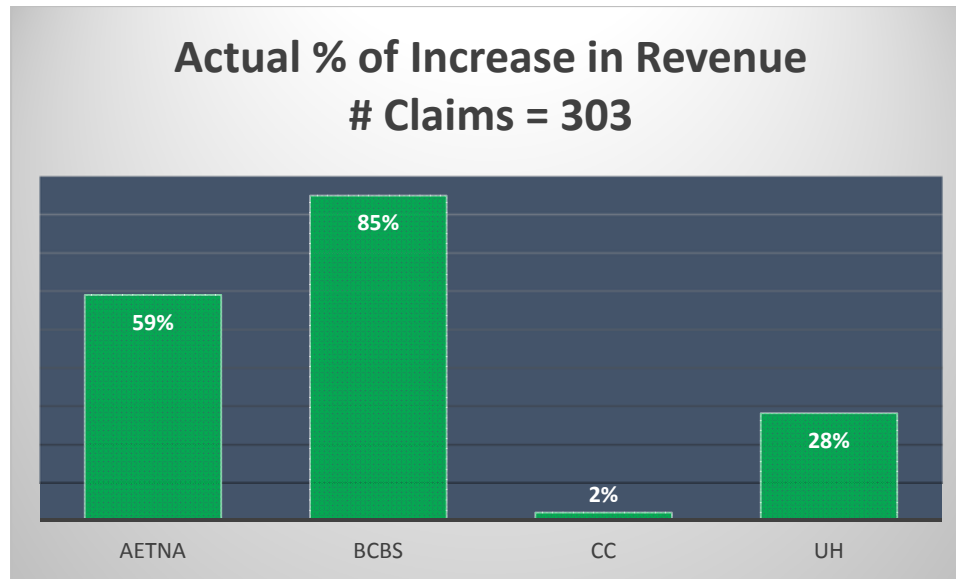
Claims Held and Released Through 7/31/2015

Average Deductible at the time of Referring Account

| Payer | Deductible at DOS | AVG Deductible Per Claim |
|--------------------|------------------------|--------------------------|
| AETNA | \$ 373,420.37 | \$ 561.53 |
| BCBS | \$ 2,219,218.01 | \$ 801.16 |
| Cigna | \$ 3,652.13 | \$ 608.69 |
| COMMUNITY CARE | \$ 18,383.83 | \$ 291.81 |
| UNITED HEALTHCARE | \$ 478,377.08 | \$ 334.06 |
| Grand Total | \$ 3,093,051.42 | \$ 626.63 |

ACTUAL Claims PAID through 5/31/2015

| Payer | Expected Reimbursement at DOS | Actual Reimbursement | Vendor Cost | Total Reimbursement | Additional Revenue by Holding the Account |
|--------------------|-------------------------------|----------------------|---------------------|----------------------|---|
| AETNA | \$ 8,295.01 | \$ 28,496.08 | \$ 2,114.03 | \$ 26,382.05 | \$ 18,087.04 |
| BCBS | \$ 19,130.60 | \$ 138,847.71 | \$ 11,203.57 | \$ 127,644.14 | \$ 108,513.54 |
| COMMUNITY CARE | \$ 2,393.40 | \$ 3,589.51 | \$ 255.61 | \$ 3,603.90 | \$ 1,210.50 |
| UNITED HEALTHCARE | \$ 23,054.81 | \$ 54,833.68 | \$ 3,548.80 | \$ 40,260.88 | \$ 17,206.07 |
| Grand Total | \$ 52,873.82 | \$ 225,766.98 | \$ 17,122.01 | \$ 197,890.97 | \$ 145,017.15 |



If claims were not held, potentially **\$172,893.16** would have went to either patient responsibility or adjusted off to EMSACare.

This processes averaged **\$570.60** additional revenue from the Insurance Company per claim, instead of having to obtain from the patient.

(Expected Reimbursement at DOS minus Actual Reimbursement.)